



Recycling Contamination Reduction

May 21, 2019

Background

- Province added Packaging and Printed Paper (PPP) to Recycling Reg. (Environmental Management Act) in 2010
 - Multi Material BC formed in 2011 - now Recycle BC
 - Stewardship organization to represent industry
- Province approved stewardship plan in 2013
- RDCO and member municipalities signed agreements (2018-2023) with Recycle BC to collect recycling on their behalf and receive financial incentives

Background

- As a collector each municipality receives a per household financial incentive
- RDCO also receives education and service administration top ups, in addition to depot top ups
- RDCO does day to day contract administration including education
- Recycling part of the regional curbside collection program

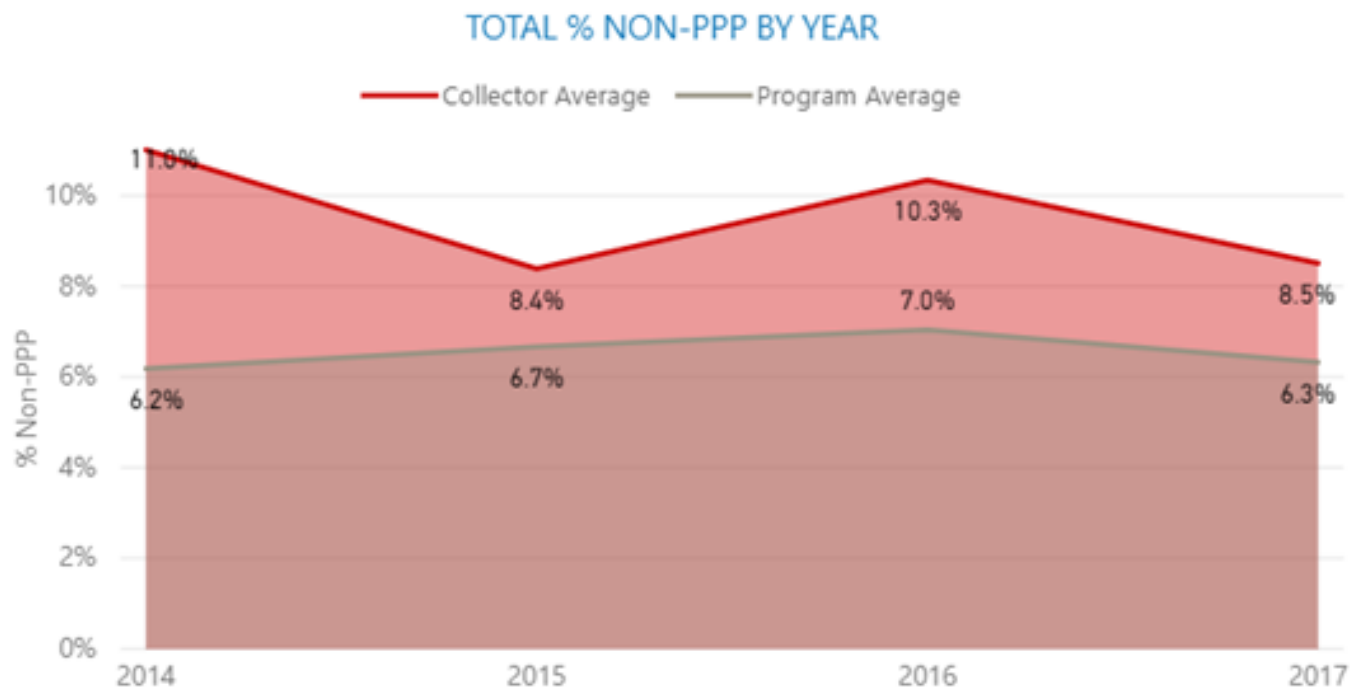
Why we stayed with Recycle BC

- Current investment/infrastructure in the cart system
- Cart system is clean, efficient, user friendly and supported by residents (98% of households are satisfied or very satisfied)
- Residents are familiar with existing system, sorting rules and carts match the other waste streams
- Financial incentives continue to be received from Recycle BC to support curbside collection

Curbside Contamination

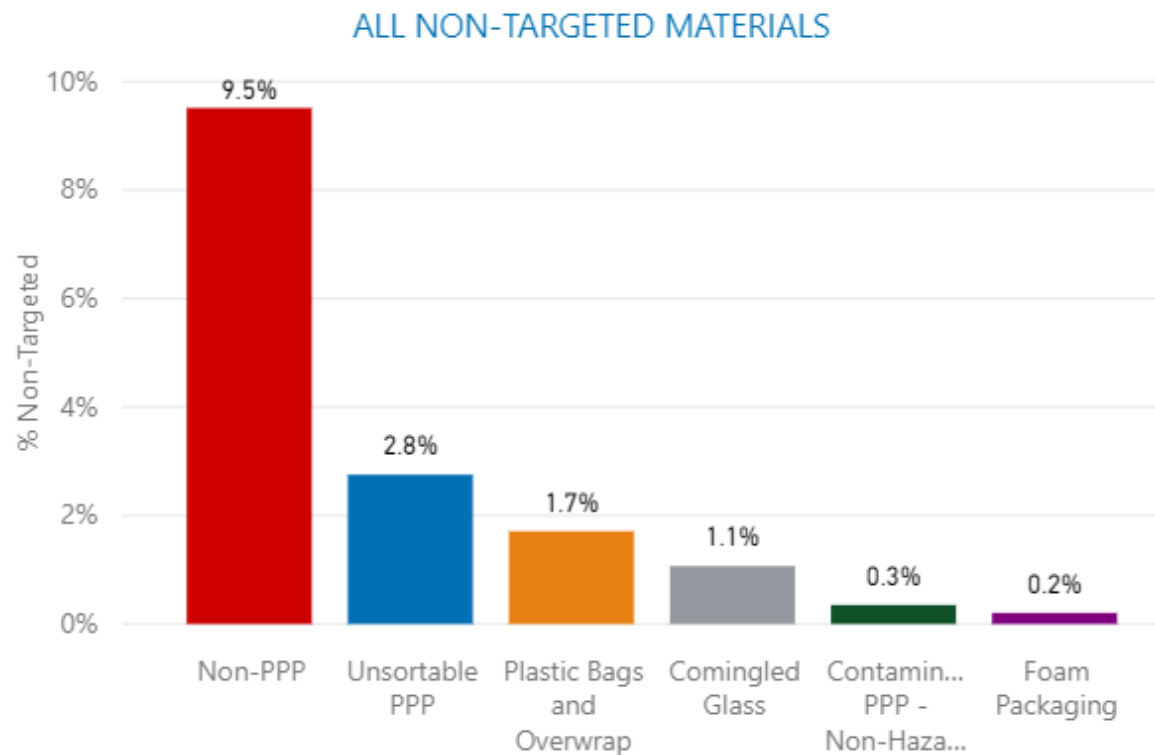
- ▶ Financial incentives are provided to offset the cost of recycling program
- ▶ Obligated to ensure clean loads of recyclables
- ▶ Contaminated loads can be fined
- ▶ Plan developed for 2019 with focus to reduce contamination
 - Non-PPP material
 - Plastic bags and flexible plastics

Recycling Contamination



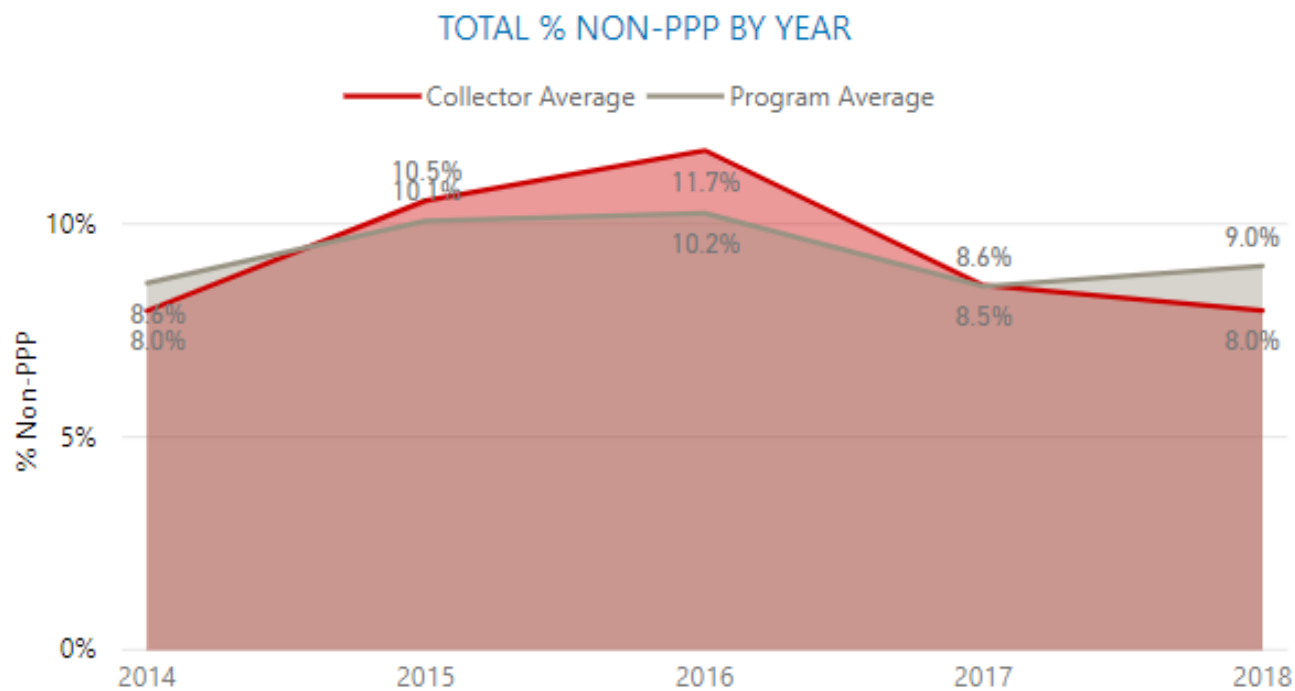
West Kelowna (March 2018)

Recycling Contamination



West Kelowna (average 2014-2017)

Recycling Contamination



Kelowna (September 2018)

Contamination Reduction Plan

- ▶ \$30,000 plus staff allocated to the program this year
- ▶ Material Focus
 - Non-PPP (garbage, books)
 - Plastic bags
 - Flexible plastics
- ▶ Approach
 - Monitoring and Enforcement
 - Promotion and Education

Contamination Reduction Plan

- ▶ Monitoring and Enforcement
 - Cart monitoring – 18,000 to 21,000
 - Targeted areas
 - RFID system (truck mounted cameras)
- ▶ Promotion and Education
 - Cart sticker pilot
 - Be Cart Smart campaign
 - Community education

► Questions?

Financial Considerations - Incentives

Curbside collection financial incentives provided by Recycle BC		
Single-stream – curbside PPP excluding glass		
>2 HH/ha	\$32.00/HH/yr	n/a
0.2 to 2 HH/ha	\$35.40/HH/yr	CoK (1.33), WK (0.66), P (1.32), LC (0.25)
<0.2 HH/ha	\$37.40/HH/yr	RDCO electoral areas (0.01)
Current contract costs for curbside recycling collection		
Cost per household (all areas)	\$22.56/HH/yr	

Notes:

1. Contract costs based on recycling collection representing 26% of scheduled collections.
2. Current contract costs include collection service, cart maintenance, and RFID/camera technology.
3. Current contract costs do not include the cost of the cart.
4. Contract costs are for the new curbside contract starting October 1, 2019

Financial Considerations - Revenue

Revenue projections from curbside collection financial incentives

Municipality	# households	Incentive	Projected revenue (annually)
Kelowna	38,954	\$35.40/HH	\$1,378,972
West Kelowna	11,204	\$35.40/HH	\$396,622
Lake Country	4,880	\$35.40/HH	\$172,752
Peachland	2,505	\$35.40/HH	\$88,667
Electoral Areas	1,687	\$37.40/HH	\$63,094
TOTAL	59,230		2,100,107

Notes:

Based on January 2019 household counts

Electoral Areas only represents those on curbside collection

Financial Considerations – Service Level Failure

Service Level Failure (over 3% contamination) – max of 24 loads/year

	Last Agreement	Current Agreement
Kelowna (>25,000 HH)	\$5,000/load	\$5,000/load year 1, \$10,000/load year 2, \$15,000/load year 3, \$20,000/load subsequent years
West Kelowna	\$5,000/load	\$5,000/load
Lake Country	\$2,500/load	\$2,500/load
Peachland	\$1,250/load	\$2,500/load*
RDCO	\$1,250/load	\$1,250/load

Note: Penalty is based on household count and Peachland moved up a category from under 2500 to over 2500 households.

Financial Considerations – Admin Top Up

Resident Education and Service Administration Top Up (Received by RDCO)

	Last Rate	Current Rate	Projected Revenue (annually)
Education Top Up	\$0.75/HH/yr	\$0.75/HH/yr	\$44,423
Service Admin Top Up	\$2.50/HH/yr	\$1.75/HH/yr	\$103,653
Depot Top Up (access to curbside)	\$0.75/HH/yr	\$0.25/HH/yr	\$14,808

Depot Collection Financial Incentives

- Currently the RDCO funds two regional recycling depots (West Kelowna and Glenmore Landfill)
- RDCO also runs two transfer stations in Electoral Area West (Trader's Cove and North Westside) which include recycling services supported by Recycle BC incentives

Depot Collection Financial Incentives

Depot Collection Financial Incentive		
Material	Last Rate (\$/tonne)	Current Rate (\$/tonne)
Film (plastic bags)	\$175	\$500
Styrofoam	\$175	\$800
Glass	\$80	\$90
Mixed Paper & Cardboard	\$60/\$80*	\$60/\$80*
Containers (plastics, tin, cartons)	\$90/\$120*	\$90/\$130*
Other Flexible Packaging (new Jan 2019)	N/A	\$90/\$130*

Note: rates for depots without curbside collection (i.e. Trader's Cove, North Westside Transfer Stations)

Depot Collection Financial Incentives

Projected Revenue Depots (annually)	
Material Collected - Regional Depots	\$71,222
Material Collected - Transfer Station Depots	\$10,452
Resident Education Top Up	\$892.50
Service Admin Top Up	\$2,082.50
Total	\$84,649

Notes:

Based on 1190 transfer station users (Q1 2018 stats)

Based on 2017 depot tonnage