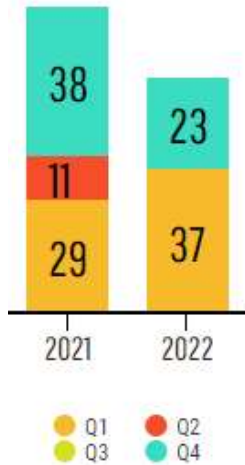


West Kelowna Fire Rescue Q4 - 2022

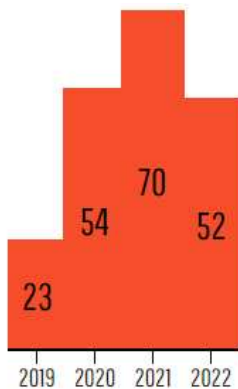


	OVERALL STRENGTH	Career Firefighters	Paid-On Call Firefighters	Admin & Chiefs	Prevention
Q4 2021	77	40	26	5.6	3
Q4 2022	80.6	42	28	6.6	4



Burning Permits

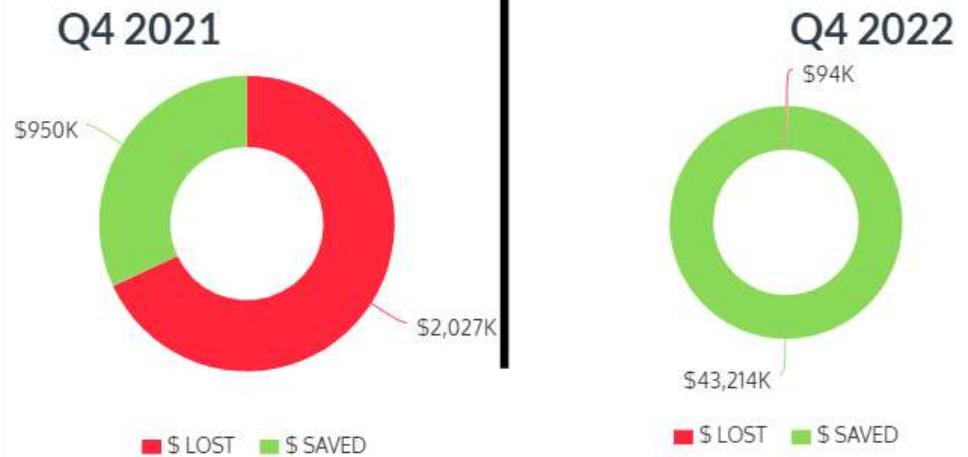
Open burning season delayed until Oct 28, 2022 due to high fire danger.



FireSmart Grants

Grant program oversubscribed in 2022, all funds awarded.

\$\$\$ Lost & Saved



Dollars lost represents the value of property damaged due to fire events, while dollars saved represents the property value undamaged and saved. This metric is useful to evaluate the effectiveness of fire service.



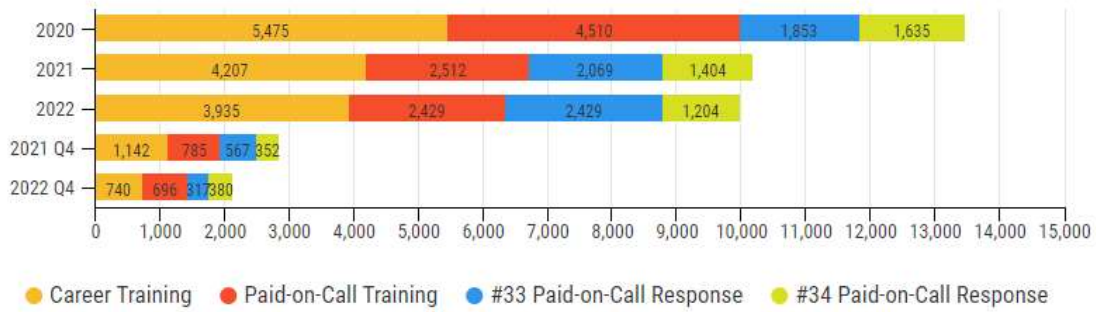
Fire Inspections Completed

COVID restrictions reduced inspections completed in 2020 and 2021

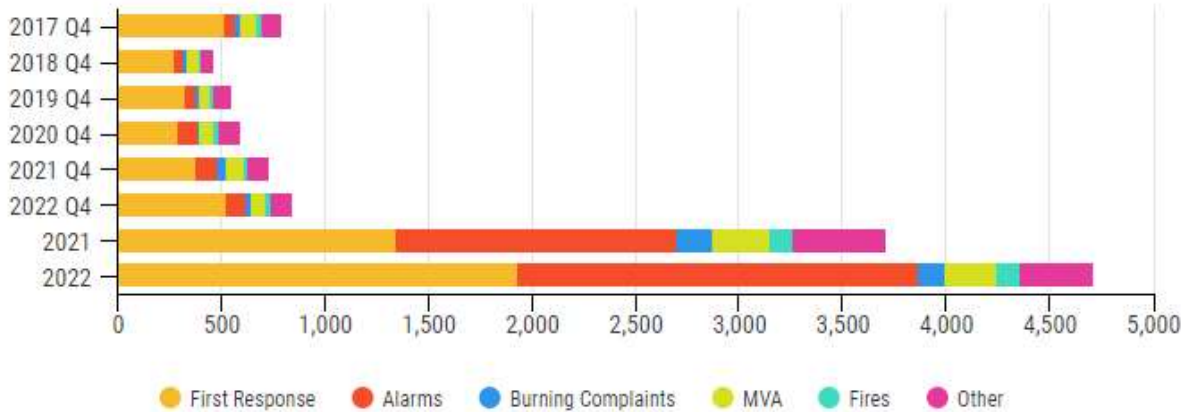
Year	Q1	Q2	Q1-3	Q4	Total
2019	957	332			1,289
2020	664	368			1,032
2021	283	156	116	410	965
2022	222	264	401	433	1,347

● Q1 ● Q2 ● Q1-3 ● Q4

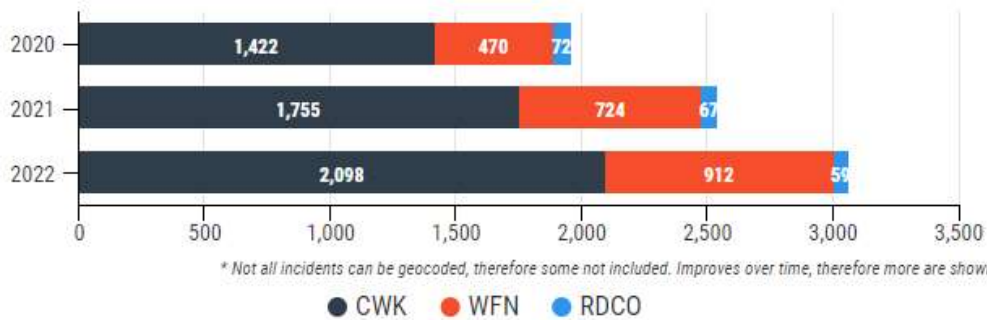
Activity Hours



Incidents



Incident Locations

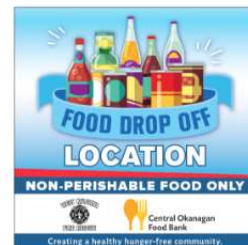


Smoke Alarms Save Lives

57%

DID NOT have a smoke alarm present, working smoke alarm or installed properly

- 137 homes visited in October 2022
- 43 homes assessed
- 25 new alarms installed
- No cost to residents



\$54,138

worth of **FOOD** raised by the WFKR Food Drive
15,475 pounds of food + \$4,463+ in cash donations
Nearly **DOUBLE** our 2021 total!