



# WEST KELOWNA POLICE SERVICES



## 2022 Q4 REPORT

### Police Services Priorities

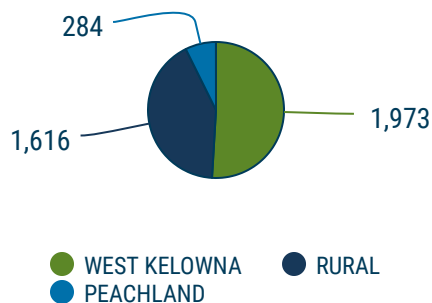
\*Road Safety    \*Violence in Relationships (Intimate Partner Violence Investigations)    \*Police / Community Relations    \*Crime Reduction

### West Kelowna Community Highlights

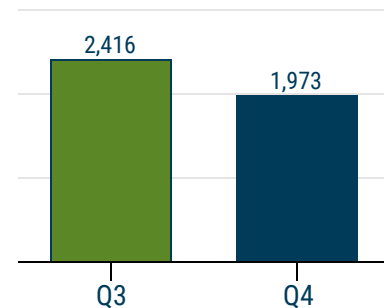
- An off-duty West Kelowna officer broke the back window of a car that was stopped at a red light to help a driver who was unconscious at the wheel
- The Crime Reduction Unit returned thousands of dollars worth of stolen merchandise to local businesses
- West Kelowna members turned out in Red Serge for the Remembrance Day Service at Royal LePage Arena
- Officers attended West Kelowna senior care homes in Red Serge to sing Christmas carols to the residents
- The School Resource Officer collected money and Christmas gifts for a family in need, and participated in the Stutters Christmas Toy Drive for the Salvation Army
- West Kelowna officers assisted Merritt RCMP with the bus crash that took place on Christmas Eve
- Overall Files, Reported Violent Offences, Property Offences, Motor Vehicle Accidents are all down this quarter

### CALLS FOR SERVICE

2022 Q4 ZONE COMPARISONS



2022 Q3 & Q4 COMPARISON FOR WEST KELOWNA



\*Westbank First Nation Calls for Service are included in the Rural count



### MEMBER STRENGTH (ESTABLISHMENT)

# OF RCMP MEMBERS	WEST KELOWNA MUNICIPAL	RURAL	PEACHLAND	INDIGENOUS POLICING SERVICES
55	31	17	4	3



ROAD SAFETY

2022 Q4 STATS WEST KELOWNA	IMPAIRED OPERATION OF A MOTOR VEHICLE
Drive While Impaired	23
Refusal	0
24 hour Suspension - Liquor	1
24 hour Suspension - Drugs	4
Warn - 3 Day	4
Warn - 7 Day	0
Warn - 30 Day	0
Fail ASD - 90 Day	16
Refuse ASD - 90 Day	2

2022 Q4 STATS	WEST KELOWNA	RURAL	PEACHLAND	TOTALS
VIOLATION TICKETS	71	33	77	181
NOTICE & ORDERS / WARNINGS	53	15	7	75
ELECTRONIC DEVICE	2	1	0	3
TOTALS	126	49	84	259

**\*BCHP 2022 Q4 Stats for West Kelowna, Rural, and Peachland Total 398\***



CRIME REDUCTION

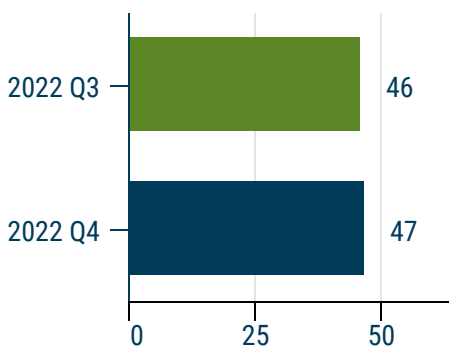
In this quarter The Crime Reduction Unit (CRU):

- Conducted a Loss Prevention Project which resulted in 27 arrests and 3 Restorative Justice Referrals
- Recovered 2 stolen vehicles and a very expensive set of stolen industrial tires
- Executed 2 arrest warrants and 2 RTCC's
- Assisted Alberta with a Possession of Stolen Truck file
- Supported General Duty members with a Missing Persons File and a Search Warrant
- Assisted the Combined Forces Special Enforcement Unit, The Kelowna Target Team, and West Kelowna Bylaws
- Remained in constant contact with various property representatives to deal with problem residences
- Continuously liaised with the Natural Resource Officer to deal with issues on Bartley Road



VIOLENCE IN RELATIONSHIPS

**INTIMATE PARTNER VIOLENCE INVESTIGATIONS**



POLICE/COMMUNITY RELATIONS

**SCHOOL RESOURCE OFFICER (SRO)**

In this Quarter the School Resource Officer:

- Took 18 kids from six schools to lunch as part of the 'Lunching with the Law' program
- Provided several presentations to various schools on the topics of Internet Safety, Healthy Relationships, Halloween Safety and Career Planning
- Assisted CRU in a Loss Prevention Project

## 2022 Q4 STATISTICS

	WEST KELOWNA		RURAL		PEACHLAND
		Rural	WFN	Total	
<b>TOTAL CALLS FOR SERVICE</b>	<b>1973</b>	<b>554</b>	<b>1062</b>	<b>1616</b>	<b>284</b>
Homicide	0	0	0	0	0
Attempted Murder	0	0	0	0	0
Violent Offences	108	19	36	55	11
Property Offences	247	16	209	225	32
Robbery	2	0	0	0	0
Assault w/ Weapon or CBH	8	2	4	6	0
Uttering Threats / Harassment	14	1	10	11	5
Common Assault	50	9	14	23	3
Violence in Relationships	47	6	10	16	4
Sexual Assault	4	3	1	4	0
B & E Business	9	0	8	8	5
B & E Residential	12	1	1	2	0
Stolen Vehicles	13	2	4	6	5
Theft from MV	40	21	14	35	3
Drug Investigations	11	0	7	7	1
Disturbing the Peace	50	0	25	25	1
Noise Bylaws	36	0	11	11	0
Motor Vehicle Incidents	95	64	67	131	21
MVI- Fatal	1	1	0	1	0
MVI - Injury	9	3	8	11	4
MVI - Over / Under \$10,000	83	60	59	119	16
Immediate Roadside Prohibitions	20	6	12	18	0
24 Hour Driving Suspension - Drugs	4	0	5	5	0
Liquor VT's Issued	20	6	6	12	4
Sudden Death	23	3	9	12	4
Missing Persons	11	10	4	14	0
Fraud	35	2	16	18	8
False Alarm	101	22	57	79	9
Mental Health	49	12	25	37	9
Dropped 911	40	28	25	53	6
Other Calls	831	257	415	672	133

## 2022 Q4 STATISTICS THREE-YEAR COMPARISON

WEST KELOWNA	2020	2021	2022
<b>TOTAL CALLS FOR SERVICE</b>	<b>2162</b>	<b>2198</b>	<b>1973</b>
Homicide	0	0	0
Attempted Murder	0	1	0
<b>Violent Offences</b>	<b>114</b>	<b>145</b>	<b>108</b>
<b>Property Offences</b>	<b>384</b>	<b>300</b>	<b>247</b>
Robbery	0	2	2
Assault w/ Weapon or CBH	5	8	8
Uttering Threats / Harassment	34	32	14
Common Assault	49	50	50
Violence in Relationships	36	46	47
Sexual Assault	7	15	4
B & E Business	35	19	9
B & E Residential	10	10	12
Stolen Vehicles	28	20	13
Theft from MV	104	56	40
Drug Investigations	16	10	11
Disturbing the Peace	73	62	50
Noise Bylaws	66	31	36
<b>Motor Vehicle Incidents</b>	<b>71</b>	<b>131</b>	<b>95</b>
MVI - Fatal	0	0	1
MVI - Injury	10	18	9
MVI - Over / Under \$10,000	57	112	83
Immediate Roadside Prohibitions	9	12	20
24 Hour Driving Suspension - Drugs	1	1	4
Liquor VT's Issued	15	15	20
Sudden Death	14	18	23
Missing Person	12	13	11
Fraud	22	27	35
False Alarm	69	90	101
Mental Health	66	47	49
Dropped 911	46	59	40
<b>Other Calls</b>	<b>809</b>	<b>848</b>	<b>831</b>