



# WEST KELOWNA POLICE SERVICES



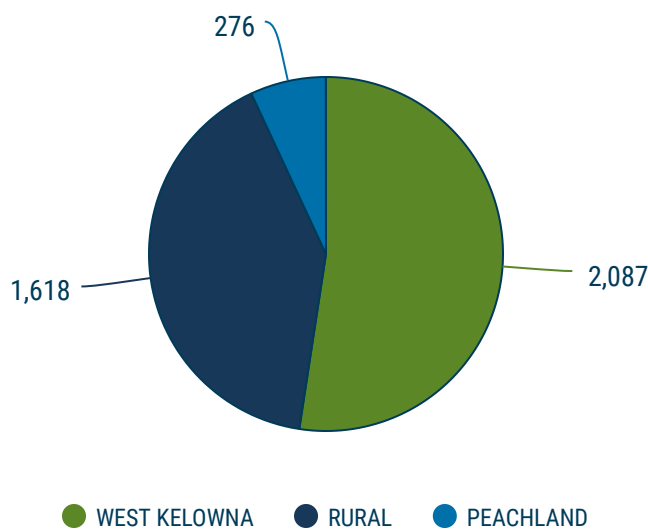
## 2022 Q1 REPORT

### POLICE SERVICES PRIORITIES

- Road Safety
- Crime Reduction
- Violence in Relationships
- Police / Community Relations

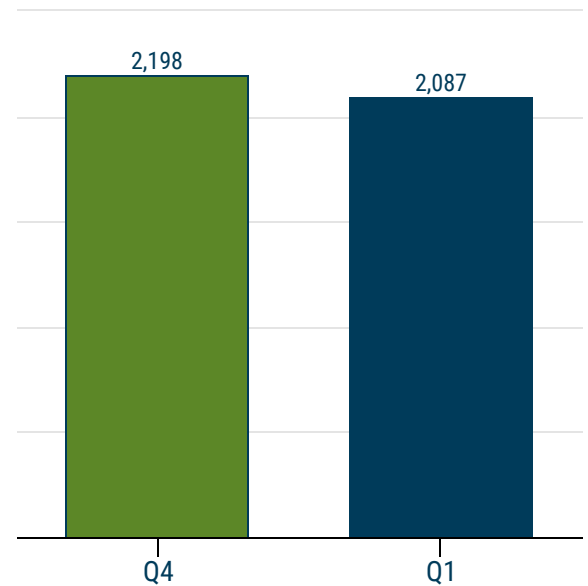
### CALLS FOR SERVICE

2022 Q1 ZONE COMPARISONS



\*Westbank First Nation Calls for Service are included in the Rural count

2021 Q4 & 2022 Q1 COMPARISON FOR WEST KELOWNA



### MEMBER STRENGTH

# OF RCMP MEMBERS	WEST KELOWNA MUNICIPAL	RURAL	PEACHLAND	INDIGENOUS POLICING SERVICES
54	30	17	4	3



ROAD SAFETY

2022 Q1 STATS WEST KELOWNA	IMPAIRED OPERATION OF A MOTOR VEHICLE
Drive while Impaired	24
Refusal	0
24 hour Suspension - Liquor	0
24 hour Suspension - Drugs	4
Warn - 3 Day	0
Warn - 7 Day	0
Warn - 30 Day	0
Fail ASD - 90 Day	11
Refuse ASD - 90 Day	5

2022 Q1 STATS	WEST KELOWNA	RURAL	PEACHLAND	TOTALS
VIOLATION TICKETS	70	30	3	103
NOTICE & ORDERS / WARNINGS	39	13	1	53
ELECTRONIC DEVICE	3	2	0	5
TOTALS	112	45	4	161



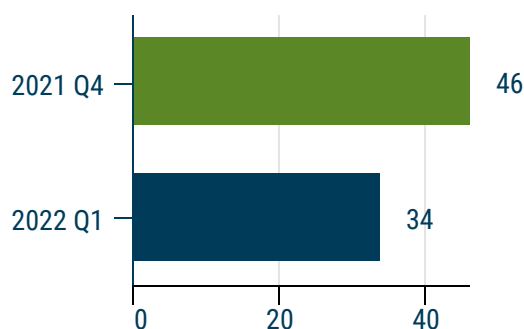
CRIME REDUCTION

- The West Kelowna Community Safety Unit (CSU) has done some extraordinary work this quarter. An innovative project, teaming up the unit with Loss Prevention officers at multiple local stores, led to seven theft charges, two breach charges and one charge for diving while prohibited. There were also six theft files that resulted in storewide bans. This project not only built a rapport with community members, but also aided with theft prevention.
- CSU was also instrumental in locating a stolen truck where several illegal firearms were seized, including a sawed-off shotgun and a .22 rifle with a silencer. The unit forwarded charges against two individuals arrested in the truck.
- During this quarter, the detachment's "bait" truck was stolen and unit members swiftly recovered it and forwarded charges to Crown.
- CSU also recovered another four stolen trucks, a U-Haul and a snowmobile. Charges were forwarded in relation to the stolen trucks.



VIOLENCE IN RELATIONSHIPS

INTIMATE PARTNER VIOLENCE INVESTIGATIONS



POLICE/COMMUNITY RELATIONS

- The School Resource Officer (SRO) has been very engaged in the community during this quarter.
- The SRO delivered 12 presentations to elementary and middle school students;
- Took part in a drum making workshop along with Indigenous Policing Services for Indigenous students at Constable Neil Bruce Middle School;
- Hosted a successful "Lunch with the Law" program

## 2022 Q1 STATISTICS

	WEST KELOWNA		RURAL		PEACHLAND
		Rural	WFN	Total	
<b>TOTAL CALLS FOR SERVICE</b>	<b>2087</b>	<b>475</b>	<b>1143</b>	<b>1618</b>	<b>276</b>
Homicide	0	0	0	0	0
Attempted Murder	0	0	0	0	0
Violent Offences	129	21	67	88	10
Property Offences	376	23	312	335	33
Robbery	4	0	1	1	0
Assault w/ Weapon or CBH	7	1	10	11	0
Uttering Threats / Harassment	29	2	14	16	5
Common Assault	39	9	24	33	1
Violence in Relationships	34	6	21	27	1
Sexual Assault	5	2	2	4	0
B & E Business	24	1	11	12	0
B & E Residential	16	0	4	4	4
Stolen Vehicles	36	0	12	12	3
Theft from MV	82	8	27	35	9
Drug Investigations	14	2	14	16	0
Disturbing the Peace	48	4	27	31	3
Noise Bylaws	32	6	13	19	0
Motor Vehicle Incidents	57	39	43	82	13
MVI- Fatal	0	0	1	1	0
MVI - Injury	8	4	3	7	5
MVI - Over / Under \$10,000	49	34	39	73	8
Immediate Roadside Prohibitions	31	3	14	17	1
24 Hour Driving Suspension - Drugs	4	2	1	3	0
Liquor VT's Issued	12	2	6	8	1
Sudden Death	14	8	6	14	4
Missing Persons	19	6	2	8	0
Fraud	28	6	18	24	2
False Alarm	92	13	46	59	14
Mental Health	53	6	15	21	6
Dropped 911	43	17	17	34	5
Other Calls	802	250	373	623	148

## 2022 Q1 STATISTICS THREE-YEAR COMPARISON

WEST KELOWNA	2020	2021	2022
<b>TOTAL CALLS FOR SERVICE</b>	<b>1968</b>	<b>2118</b>	<b>2087</b>
Homicide	0	0	0
Attempted Murder	0	0	0
Violent Offences	79	127	129
Property Offences	351	296	376
Robbery	1	2	4
Assault w/ Weapon or CBH	10	10	7
Uttering Threats / Harassment	18	24	29
Common Assault	30	63	39
Violence in Relationships	27	42	34
Sexual Assault	3	3	5
B & E Business	21	22	24
B & E Residential	18	14	16
Stolen Vehicles	16	23	36
Theft from MV	129	60	82
Drug Investigations	11	21	14
Disturbing the Peace	44	53	48
Noise Bylaws	29	49	32
Motor Vehicle Incidents	22	57	57
MVI - Fatal	0	0	0
MVI - Injury	5	1	8
MVI - Over / Under \$10,000	17	12	49
Immediate Roadside Prohibitions	6	9	31
24 Hour Driving Suspension - Drugs	6	8	4
Liquor VT's Issued	15	10	12
Sudden Death	8	14	14
Missing Person	9	13	19
Fraud	31	22	28
False Alarm	80	65	92
Mental Health	71	71	53
Dropped 911	121	55	43
Other Calls	790	972	802