

GATEHOUSE SUNDANCE DEVELOPMENT

Issued for Development Permit

Contact Information

VDZ+A

Project Landscape Architecture

Kelowna Studio
302 - 1150 Sunset Drive
Kelowna, British Columbia, V1Y 9Z5

Fort Langley Studio
102 - 9181 Church Street
Fort Langley, British Columbia, V1M 2R8

Mount Pleasant Studio
102-355 Kingsway
Vancouver, British Columbia, V5T 3J7

Primary project contact:
Kim McNamee
Landscape Architect
kim@vdz.ca
778 298 9738

Alternate contacts (incase away):
Stephen Heller
Associate Landscape Architect
stephen@vdz.ca
604 546 0925

Key Project Contacts

GATEHOUSE

Project Owner

PO BOX 2585 Stn Sardis
Chilliwack, BC V2R 1A8

Mike Shepherd
mike@madebygatehouse.com
604 819 2192

Distefano Jaud Architecture

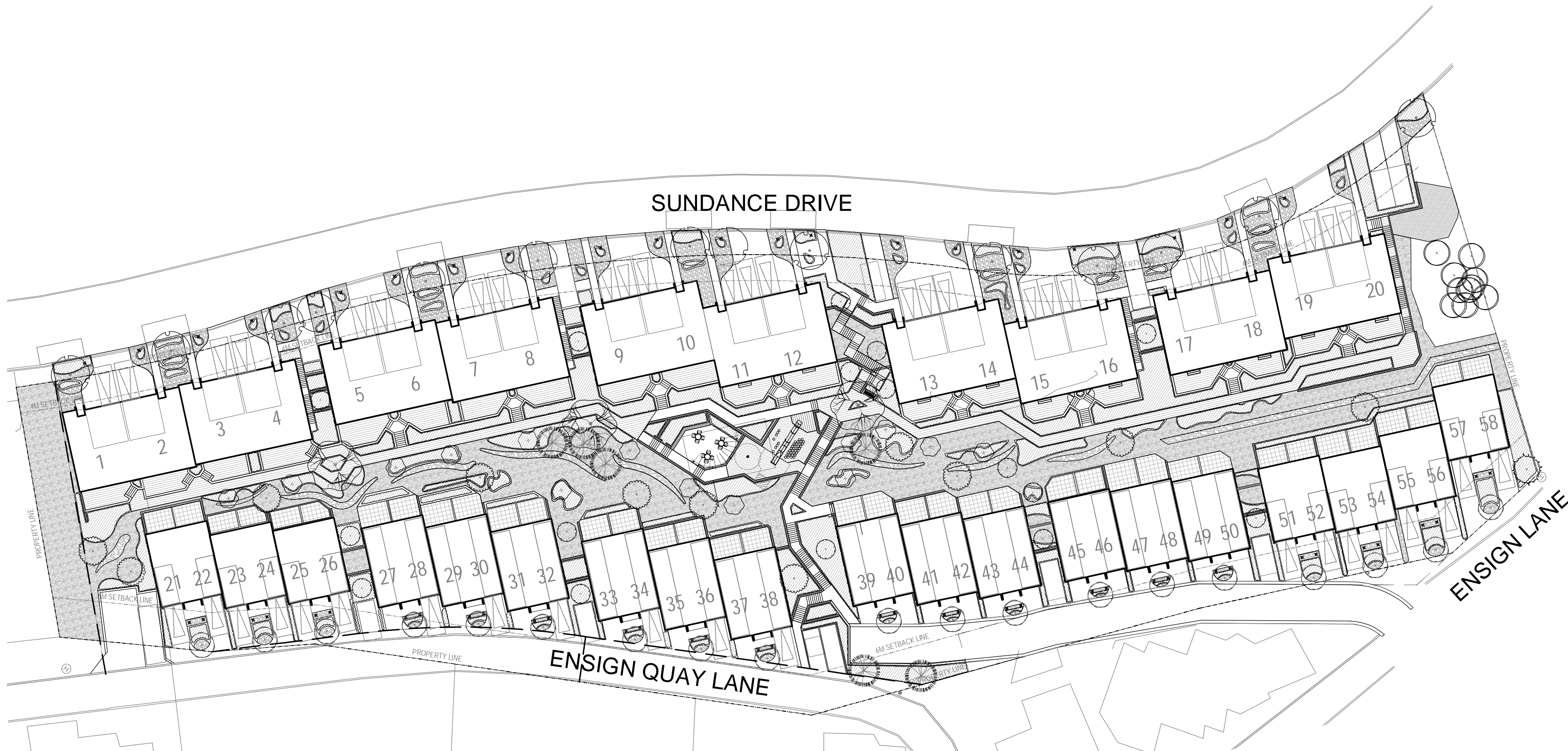
Project Architect

3, 1331 Ellis Street
Kelowna, BC V1Y 1Z9

Carlo Distefano
carlo@distefanojud.com
250 868 9278

Sheet List Table

Sheet Number	Sheet Title
L-00	COVER PAGE
L-01A	LANDSCAPE SITE PLAN WEST
L-01B	LANDSCAPE SITE PLAN CENTER
L-01C	LANDSCAPE SITE PLAN EAST
L-02	PLANT PALETTE
L-03A	FENCE AND GRADING PLAN WEST
L-03B	FENCE AND GRADING PLAN CENTER
L-03C	FENCE AND GRADING PLAN EAST
LS-01	SECTION A & B
LS-02	SECTION C & D
LS-03	SECTION E & F
LD-01	DETAILS
LD-02	DETAILS
LD-03	DETAILS
LD-04	DETAILS



1 SITE PLAN OVERVIEW
Scale 1:500



2 LOCATION MAP
NTS

VDZ+A

LANDSCAPE ARCHITECTURE | CIVIL ENGINEERING | URBAN FORESTRY

FORT LANGLEY STUDIO | MOUNT PLEASANT STUDIO
100-9181 Church St | 102-355 Kingsway
Fort Langley, BC | Vancouver, BC
V1M 2R8 | V5T 3J7
www.vdz.ca 604-882-0024

8	KM	Issued for Development Permit	2023-04-18
7	KM	Issued for Development Permit	2023-02-24
6	KM	Re-Issued for Coordination	2023-02-17
5	KM	Re-Issued for Coordination	2023-02-10
4	KM	Issued for Coordination	2023-02-08
3	ET	Issued for Development Permit	2022-06-10
2	ET	Issued for Review	2022-05-31
1	SH	Issued for Review	2022-05-18
No.	By:	Description	Date
REVISIONS TABLE FOR DRAWINGS			
© Copyright reserved. This drawing and design is the property of VDZ+A and may not be reproduced or used for other projects without permission.			
No.	By:	Description	Date
REVISIONS TABLE FOR SHEET			
Project: PROVIDENCE / SUNDANCE			
Location: 3401 Sundance Drive West Kelowna, B.C.			
Drawn:	Stamp:		
AH ET			
Checked:			
SH			
Approved:	Original Sheet Size:		
MVDZ	24"x36"		
Scale:	CONTRACTOR SHALL CHECK ALL DIMENSIONS ON THE WORK AND REPORT ANY DISCREPANCY TO THE CONSULTANT BEFORE PROCEEDING. ALL DRAWINGS AND SPECIFICATIONS ARE THE EXCLUSIVE PROPERTY OF THE OWNER AND MUST BE RETURNED AT THE COMPLETION OF THE WORK. ALL REVISIONS TO DRAWINGS MUST NOT BE PRICED FOR CONSTRUCTION UNLESS LABELED ISSUED FOR TENDER/CONSTRUCTION.		
AS SHOWN			

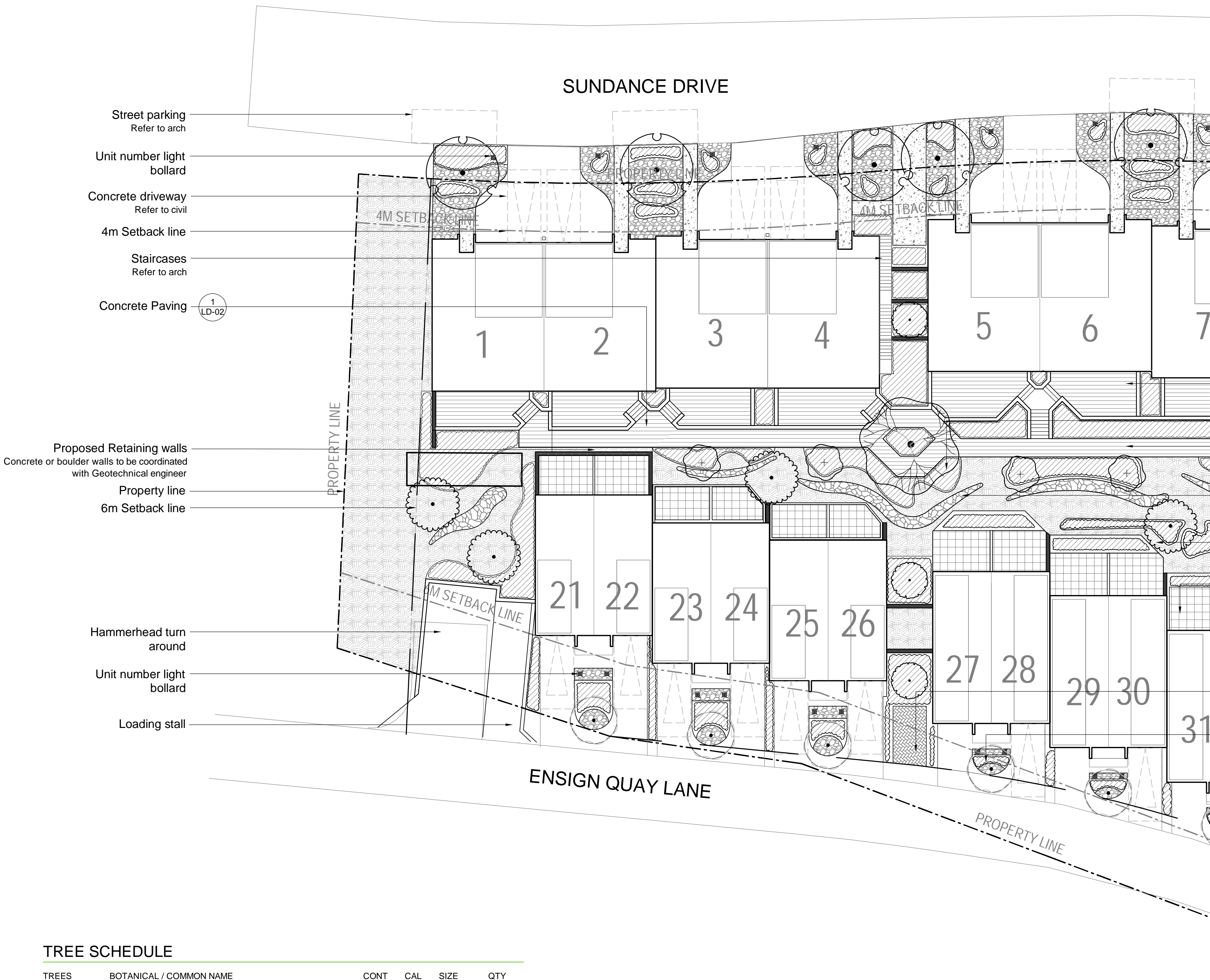
Drawing Title:
COVER PAGE



VDZ Project #:
DP2022-16

Drawing #:
L-00

Z:\PROJECTS\DEVELOPMENT PERMIT\ACTIVEDP2022-16 GATEHOUSE SUNDANCE DEVELOPMENT\5. DWGS\SHEETS\L-01 SITE PLAN.DWG



REFER TO L-01B

MATERIALS

KEY	REF.	DESCRIPTION
	1 LD-02	CONCRETE PAVING
		DECORATIVE ROCK Provider: Northwest Landscape & Stone Supply Specification: 3" Basaltic River Stone
		DRY MEADOW SLOPE RETENTION HYDROSEED
	3 LD-02	COARSE BOULDER SLOPE RETENTION
	8 LD-02	HYDRAPRESSED SLABS Lower patios typ.
	6 LD-03	COMPOSITE WOOD DECK Upper patios typ.
	4 LD-01	XERISCAPE SHRUB BEDS
		Visitor parking stalls 80mm vehicle rated pavers

RETAINING WALL LEGEND

KEY	REF.	DESCRIPTION
		PROPOSED 1.2M MAX HEIGHT RETAINING WALL: CONCRETE OR BOULDERS WALL
		PROPOSED STRUCTURAL RETAINING WALL: REFER TO CIVIL AND STRUCTURAL PLANS
		PROPOSED BEDROCK WALL; REFER TO SECTIONS

VDZ+A

LANDSCAPE ARCHITECTURE | CIVIL ENGINEERING | URBAN FORESTRY

FORT LANGLEY STUDIO | MOUNT PLEASANT STUDIO

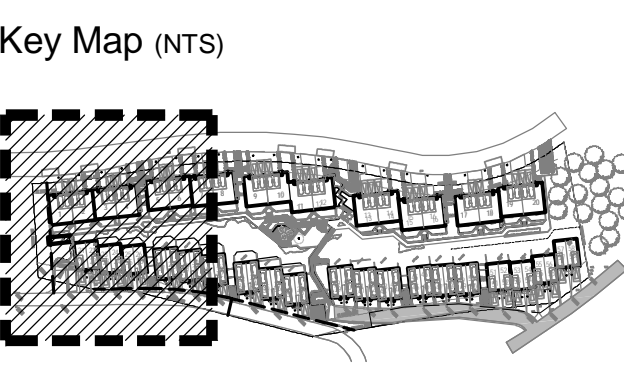
100-9181 Church St | 102-355 Kingsway

Fort Langley, BC | Vancouver, BC

VIM 2881 VST 317

www.vdz.ca

604-882-0024



No.	By:	Description	Date
8	KM	Issued for Development Permit	2023-04-18
7	KM	Issued for Development Permit	2023-02-24
6	KM	Re-Issued for Coordination	2023-02-17
5	KM	Re-Issued for Coordination	2023-02-10
4	KM	Issued for Coordination	2023-02-08
3	ET	Issued for Development Permit	2022-06-10
2	ET	Issued for Review	2022-05-31
1	SH	Issued for Review	2022-05-18

REVISIONS TABLE FOR DRAWINGS

Copyright reserved. This drawing and design is the property of V&Z+A and may not be reproduced or used for other projects without permission.

No.	By:	Description	Date

REVISIONS TABLE FOR SHEET

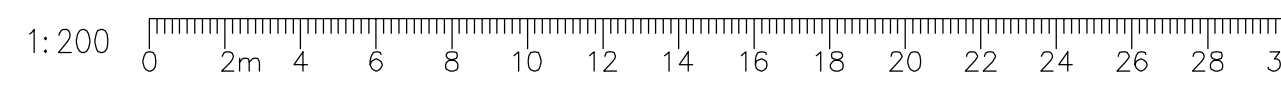
Project:
PROVIDENCE / SUNDANCE

Location:
3401 Sundance Drive
West Kelowna, B.C.

Drawn: ET	Stamp:
Checked: SH	
Approved: APPROVED	Original Sheet Size: 24"x36"
Scale: 1:200	CONTRACTOR SHALL CHECK ALL DIMENSIONS ON THE WORK AND REPORT ANY DISCREPANCY TO THE CONSULTANT BEFORE PROCEEDING. ALL DRAWINGS AND SPECIFICATIONS ARE THE EXCLUSIVE PROPERTY OF THE OWNER AND MUST BE RETURNED AT THE COMPLETION OF THE WORK. ALL REVISIONS TO THE DRAWINGS MUST NOT BE PRICED FOR CONSTRUCTION UNLESS LABELED ISSUED FOR TENDER/CONSTRUCTION.

TREE SCHEDULE

TREES	BOTANICAL / COMMON NAME	CONT	CAL	SIZE	QTY
	Acer grandidentatum 'Schmidt' / Rocky Mountain Glow Maple	B&B		6cm cal.	19
	Amelanchier alnifolia / Serviceberry	B&B		2.5m ht	15
	Arbutus menziesii / Pacific Madrone	#15	4cm		15
	Cercis canadensis / Eastern Redbud	B&B		6cm cal.	8
	Existing Tree	-			12
	Gleditsia triacanthos 'Skyline' / Skyline Honey Locust	B&B		6cm cal.	14
	Pinus contorta 'Contorta' / Shore Pine	B&B		2m ht	1
	Pinus ponderosa / Ponderosa Pine	B&B		2.5m ht	6
	Quercus garryana / Oregon Oak	B&B		6cm cal.	3



Drawing Title: LANDSCAPE SITE PLAN WEST



DP2022-16

L-01A

MATERIALS

KEY	REF.	DESCRIPTION
	1 LD-02	CONCRETE PAVING
		DECORATIVE ROCK Provider: Northwest Landscape & Stone Supply Specification: 2" Basaltic River Stone
		DRY MEADOW SLOPE RETENTION HYDROSEED
	3 LD-02	COARSE BOULDER SLOPE RETENTION
	8 LD-02	HYDRAPRESSED SLABS Lower patios typ.
	6 LD-03	COMPOSITE WOOD DECK Upper patios typ.
	4 LD-01	XERISCAPE SHRUB BEDS
		Visitor parking stalls 80mm vehicle rated pavers

RETAINING WALL LEGEND

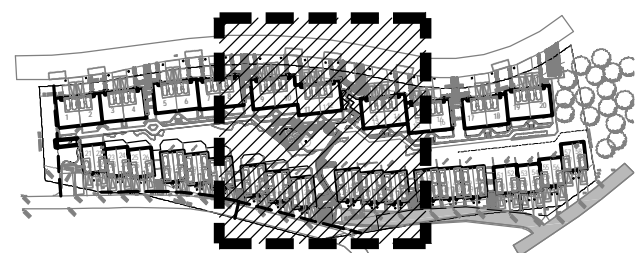
KEY	REF.	DESCRIPTION
		PROPOSED 1.2M MAX HEIGHT RETAINING WALL: CONCRETE OR BOULDERS WALL
		PROPOSED STRUCTURAL RETAINING WALL: REFER TO CIVIL AND STRUCTURAL PLANS
		PROPOSED BEDROCK WALL; REFER TO SECTIONS

TREE SCHEDULE

TREES	BOTANICAL / COMMON NAME	CONT	CAL	SIZE	QTY
	Acer grandidentatum 'Schmidt' / Rocky Mountain Glow Maple	B&B		6cm cal.	19
	Amelanchier alnifolia / Serviceberry	B&B		2.5m ht	15
	Arbutus menziesii / Pacific Madrone	#15	4cm		15
	Cercis canadensis / Eastern Redbud	B&B		6cm cal.	8
	Existing Tree	-			12
	Gleditsia triacanthos 'Skyline' / Skyline Honey Locust	B&B		6cm cal.	14
	Pinus contorta 'Contorta' / Shore Pine	B&B		2m ht	1
	Pinus ponderosa / Ponderosa Pine	B&B		2.5m ht	6
	Quercus garryana / Oregon Oak	B&B		6cm cal.	3

1:200 0 2m 4 6 8 10 12 14 16 18 20 22 24 26 28 30

Key Map (NTS)



No.	By:	Description	Date
8	KM	Issued for Development Permit	2023-04-18
7	KM	Issued for Development Permit	2023-02-24
6	KM	Re-Issued for Coordination	2023-02-17
5	KM	Re-Issued for Coordination	2023-02-10
4	KM	Issued for Coordination	2023-02-08
3	ET	Issued for Development Permit	2022-06-10
2	ET	Issued for Review	2022-05-31
1	SH	Issued for Review	2022-05-18

REVISIONS TABLE FOR DRAWINGS

Copyright reserved. This drawing and design is the property of V&A and may not be reproduced or used for other projects without permission.

No.	By:	Description	Date

REVISIONS TABLE FOR SHEET

Project:
PROVIDENCE / SUNDANCE

Location:
3401 Sundance Drive
West Kelowna, B.C.

Drawn: ET	Stamp:
Checked: SH	
Approved: APPROVED	Original Sheet Size: 24"x36"

Scale: 1:200	CONTRACTOR SHALL CHECK ALL DIMENSIONS ON THE WORK AND REPORT ANY DISCREPANCY TO THE CONSULTANT BEFORE PROCEEDING. ALL DRAWINGS AND SPECIFICATIONS ARE THE EXCLUSIVE PROPERTY OF THE OWNER AND MUST BE RETURNED AT THE COMPLETION OF THE WORK. ALL REVISIONS MUST BE PRICED FOR CONSTRUCTION UNLESS LABELED ISSUED FOR TENDER/CONSTRUCTION.
-----------------	---

Drawing Title:

LANDSCAPE SITE PLAN CENTER

VDZ Project #:

DP2022-16

Drawing #:

L-01B

REFER TO L-01A

REFER TO L-01C

SUNDANCE DRIVE

ENSIGN QUAY LANE

Visitor parking

6M SETBACK LINE

PROPERTY LINE

Street parking

Refer to arch

Concrete driveway

Refer to civil

Property line

4m Setback line

Boardwalk stairs with handrails;

refer to Grading plan

Seating area with trellis

and bar table

Private Deck

Composite decking typ.

Adventure Climbing Hill and Youth Slide

Xeriscape Shrub Beds

Dry Meadow Slope

Retention Hydraseed

Boardwalk w/ guardrail

Coarse Boulder Slope

Retention

Concrete walkway

Lower patio

Hydra Pressed Slabs

Concrete stairs with handrails

and cheek walls; max 1.2m

height; refer to grading plan

Decorative Rock

Visitor parking

Unit number light

bollard

Visitor parking

stall

Decorative rock

Staircases

Refer to arch

Coarse Boulder

Slope Retention

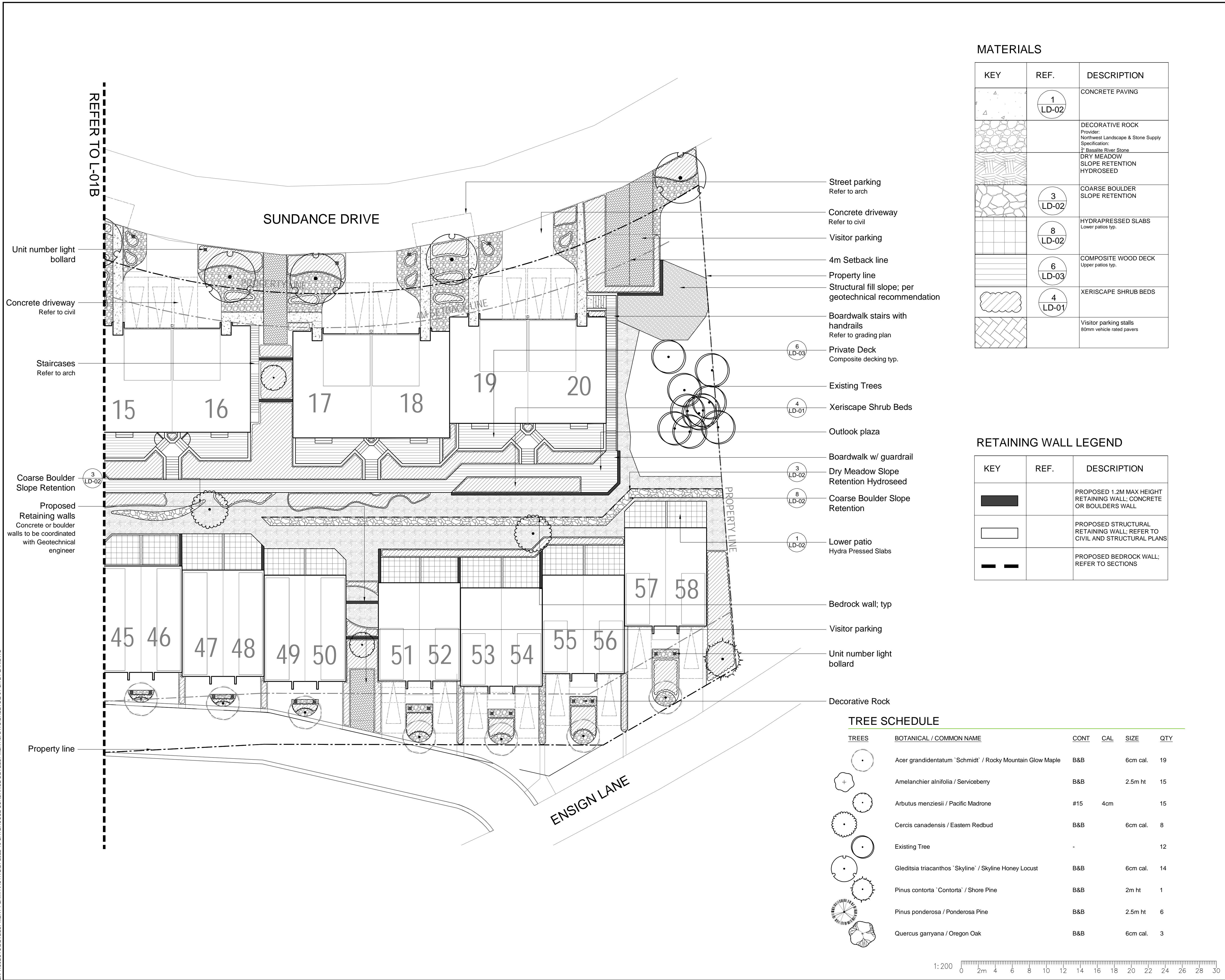
Spinner

Unit number light

bollard

Decorative Rock

Z:\PROJECTS\DEVELOPMENT PERMIT\ACTIVE\DP2022-16 GATEHOUSE SUNDANCE DEVELOPMENT\5. DWGS\SHEETS\L-01 SITE PLAN.DWG



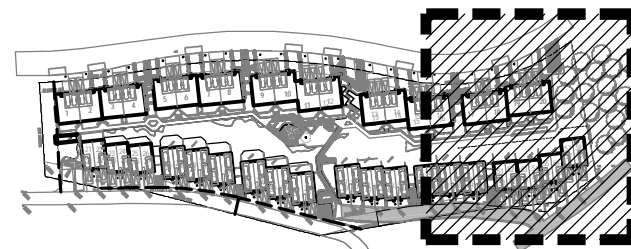
MATERIALS

KEY	REF.	DESCRIPTION
	1 LD-02	CONCRETE PAVING
		DECORATIVE ROCK Provider: Northwest Landscape & Stone Supply Specification: 3" Basaltic River Stone
		DRY MEADOW/ SLOPE RETENTION HYDROSEED
	3 LD-02	COARSE BOULDER SLOPE RETENTION
	8 LD-02	HYDRAPRESSED SLABS Lower patios typ.
	6 LD-03	COMPOSITE WOOD DECK Upper patios typ.
	4 LD-01	XERISCAPE SHRUB BEDS
		Visitor parking stalls 80mm vehicle rated pavers

RETAINING WALL LEGEND

KEY	REF.	DESCRIPTION
		PROPOSED 1.2M MAX HEIGHT RETAINING WALL; CONCRETE OR BOULDERS WALL
		PROPOSED STRUCTURAL RETAINING WALL; REFER TO CIVIL AND STRUCTURAL PLANS
		PROPOSED BEDROCK WALL; REFER TO SECTIONS

Key Map (NTS)



No.	By:	Description	Date
8	KM	Issued for Development Permit	2023-04-18
7	KM	Issued for Development Permit	2023-02-24
6	KM	Re-Issued for Coordination	2023-02-17
5	KM	Re-Issued for Coordination	2023-02-10
4	KM	Issued for Coordination	2023-02-08
3	ET	Issued for Development Permit	2022-06-10
2	ET	Issued for Review	2022-05-31
1	SH	Issued for Review	2022-05-18

No.	By:	Description	Date

No.	By:	Description	Date

No.	By:	Description	Date

Project: PROVIDENCE / SUNDANCE
Location: 3401 Sundance Drive West Kelowna, B.C.

Drawn: ET	Stamp:
--------------	--------

Checked: SH	
----------------	--

Approved: APPROVED	Original Sheet Size: 24"x36"
-----------------------	---------------------------------

Scale: 1:200	CONTRACTOR SHALL CHECK ALL DIMENSIONS ON THE WORK AND REPORT ANY DISCREPANCY TO THE CONSULTANT BEFORE PROCEEDING. ALL DRAWINGS AND SPECIFICATIONS ARE THE EXCLUSIVE PROPERTY OF THE OWNER AND MUST BE RETURNED AT THE COMPLETION OF THE WORK. ALL REVISIONS MUST BE DRAWINGS MUST NOT BE REUSED FOR CONSTRUCTION UNLESS LABELED ISSUED FOR TENDER/CONSTRUCTION.
-----------------	---

























Z:\PROJECTS\DEVELOPMENT PERMIT\ACTIVEDP2022-16 GATEHOUSE SUNDANCE DEVELOPMENT\5. DWGS\SHEETS\L-02 PLANTING PLAN.DWG

Tree Schedule

Trees	Botanical / Common Name	Cont	Cal	Size	Qty
	Acer grandidentatum `Schmidt` / Rocky Mountain Glow Maple	B&B		6cm cal.	19
	Amelanchier alnifolia / Serviceberry	B&B		2.5m ht	15
	Arbutus menziesii / Pacific Madrone	#15	4cm		15
	Cercis canadensis / Eastern Redbud	B&B		6cm cal.	8
	Existing Tree	-			12
	Gleditsia triacanthos `Skyline` / Skyline Honey Locust	B&B		6cm cal.	14
	Pinus contorta `Contorta` / Shore Pine	B&B		2m ht	1
	Pinus ponderosa / Ponderosa Pine	B&B		2.5m ht	6
	Quercus garryana / Oregon Oak	B&B		6cm cal.	3

Plant Schedule

SHRUBS	BOTANICAL / COMMON NAME	CONT	
	Arbutus unedo 'Compacta' / Dwarf Strawberry Tree	#3	
	Artemisia tridentata / Big Sagebrush	#2	
	Berberis thunbergii 'Concorde' / Concorde Barberry	#2	
	Caryopteris x clandonensis / Bluebeard	#2	
	Ericameria nauseosa / Rubber Rabbitbrush	#2	
	Potentilla fruticosa 'Tangerine' / Tangerine Potentilla	#2	
	Rhus glabra / Smooth Sumac	#2	
DWARF CONIFERS	BOTANICAL / COMMON NAME	CONT	
	Juniperus chinensis 'Torulosa' / Hollywood Juniper	#3	
	Juniperus sabina / Savin Juniper	#2	
	Pinus mugo 'Pumilio' / Mugo Pine	#2	
GRASSES	BOTANICAL / COMMON NAME	CONT	
	Chasmanthium latifolium / Wood Oats	#1	
	Elymus mollis / American Dunegrass	#1	
PERENNIALS	BOTANICAL / COMMON NAME	CONT	
	Balsamorhiza sagittata / Arrowleaf Balsamroot	#1	
	Centranthus ruber / Red Valerian	#1	
	Echinacea purpurea 'Firebird' / Firebird Coneflower	#1	
	Eryngium alpinum 'Blue Star' / Sea Holly	#1	
	Perovskia x 'Little Spire' / Russian Sage	#1	
	Sedum x 'Thunderhead' / Thunderhead Sedum	#1	
	Yucca glauca / Narrowleaf Yucca	#2	
GROUND COVERS	BOTANICAL / COMMON NAME	CONT	SPACING
	Arctostaphylos uva-ursi / Kinnikinnick	#1	300mm
	Juniperus horizontalis 'Andorra' / Andorra Juniper	#1	600mm
	Thymus pseudolanuginosus / Woolly Thyme	#1	300mm



Ericameria nauseosa



Balsamorhiza sagittata




Potentilla fruticosa 'Tangerine'



Arbutus unedo 'nana'



Coreopsis 'Moonbeam'



Chasmanthium latifolium




Elymus mollis



Centranthus Ruber



Eryngium Alpinum 'Blue star'




Juniperous Horizontalis 'Andorra'



Juniperous Sabina



Caryopteris x Clandonensis



Lychnis



Sedum x 'Thunderhead'



Berberis Thunbergii 'Concorde'




Artemisia Tridentata



Thymus Pseudolanuginosus




Arctostaphylos Uva-Ursi



Yucca Glauca

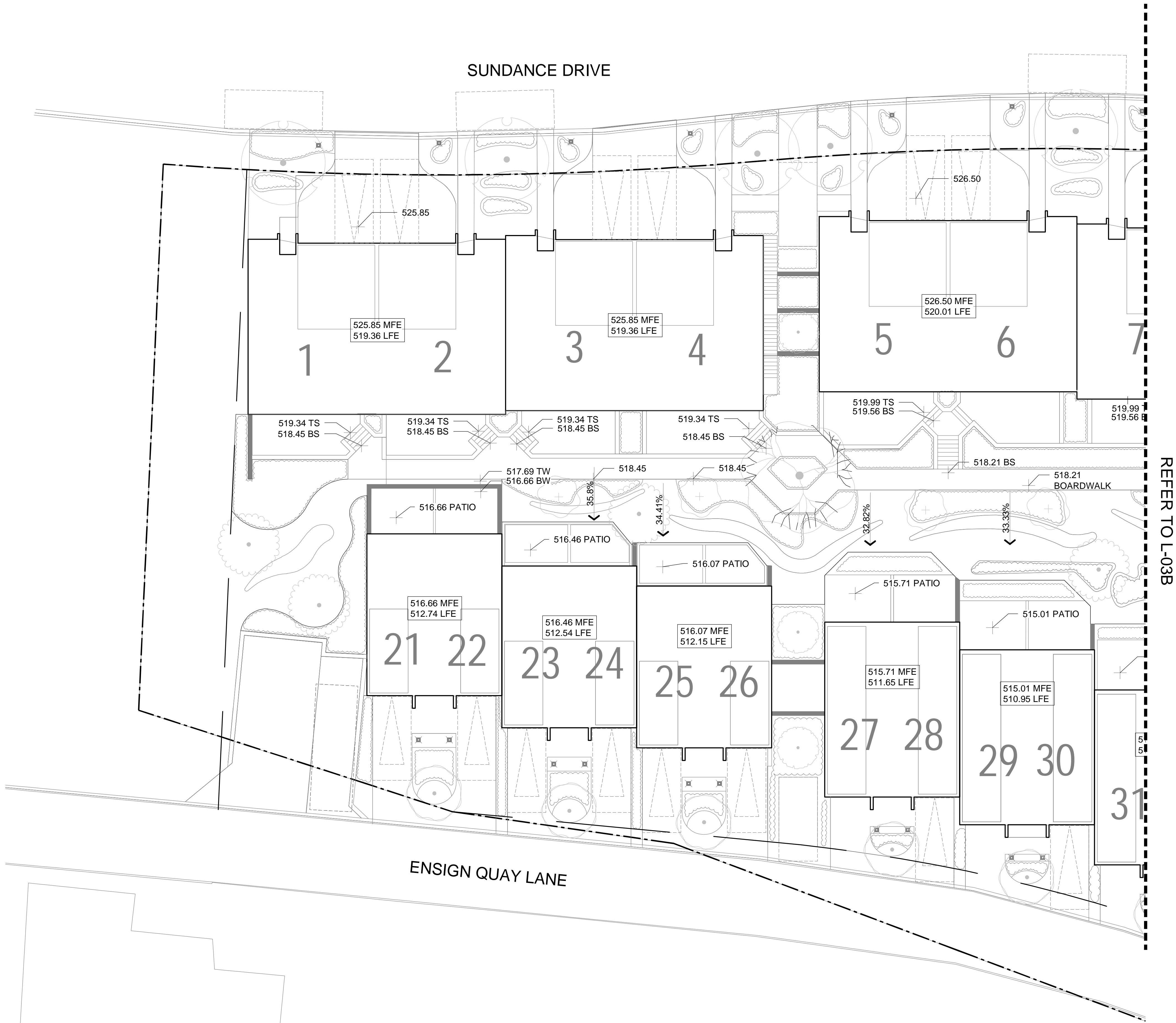


Dry meadow seed mix

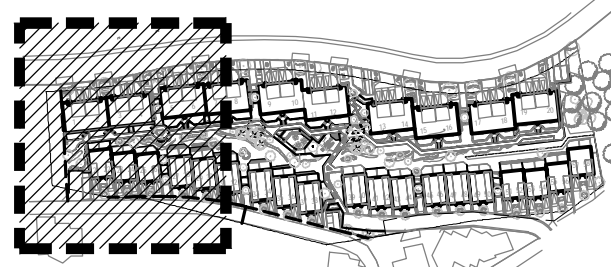
8	KM	Issued for Development Permit	2023-04-18
7	KM	Issued for Development Permit	2023-02-24
6	KM	Re-issued for Coordination	2023-02-17
5	KM	Re-issued for Coordination	2023-02-10
4	KM	Issued for Coordination	2023-02-08
3	ET	Issued for Development Permit	2022-06-10
2	ET	Issued for Review	2022-05-31
1	SH	Issued for Review	2022-05-18
No.	By:	Description	Date
REVISIONS TABLE FOR DRAWINGS			
© Copyright reserved. This drawing and design is the property of VDB+A and may not be reproduced or used for other projects without permission.			
No.	By:	Description	Date
REVISIONS TABLE FOR SHEET			
Project: PROVIDENCE / SUNDANCE			
Location: 3401 Sundance Drive West Kelowna, B.C.			
Drawn:		Stamp:	
ET			
Checked: SH			
Approved: APPROVED			
		Original Sheet Size: 24"x36"	
Scale: 1:200		CONTRACTOR SHALL CHECK ALL DIMENSIONS ON THE WORK AND REPORT ANY DISCREPANCY TO THE CONSULTANT BEFORE PROCEEDING. ALL DRAWINGS AND SPECIFICATIONS ARE THE EXCLUSIVE PROPERTY OF THE OWNER AND MUST BE RETURNED AT THE COMPLETION OF THE WORK. ALL REZONING/DPP/PAF/HPABP DRAWINGS MUST NOT BE PRICED FOR CONSTRUCTION UNLESS LABELED ISSUED FOR TENDER/CONSTRUCTION.	



Z:\PROJECTS\DEVELOPMENT PERMIT\ACTIVEDP2022-16 GATEHOUSE SUNDANCE DEVELOPMENT\5. DWG\SHEETS\SL-03 - FENCE AND GRADING PLANDWG



Key Map (NTS)



8	KM	Issued for Development Permit	2023-04-18
7	KM	Issued for Development Permit	2023-02-24
6	KM	Re-Issued for Coordination	2023-02-17
5	KM	Re-Issued for Coordination	2023-02-10
4	KM	Issued for Coordination	2023-02-08
3	ET	Issued for Development Permit	2022-06-10
2	ET	Issued for Review	2022-05-31
1	SH	Issued for Review	2022-05-18

No.	By:	Description	Date
REVISIONS TABLE FOR DRAWINGS			
© Copyright reserved. This drawing and design is the property of Vdz+A and may not be reproduced or used for other projects without permission.			

No.	By:	Description	Date
-----	-----	-------------	------

REVISIONS TABLE FOR SHEET			
---------------------------	--	--	--

Project:
PROVIDENCE / SUNDANCE

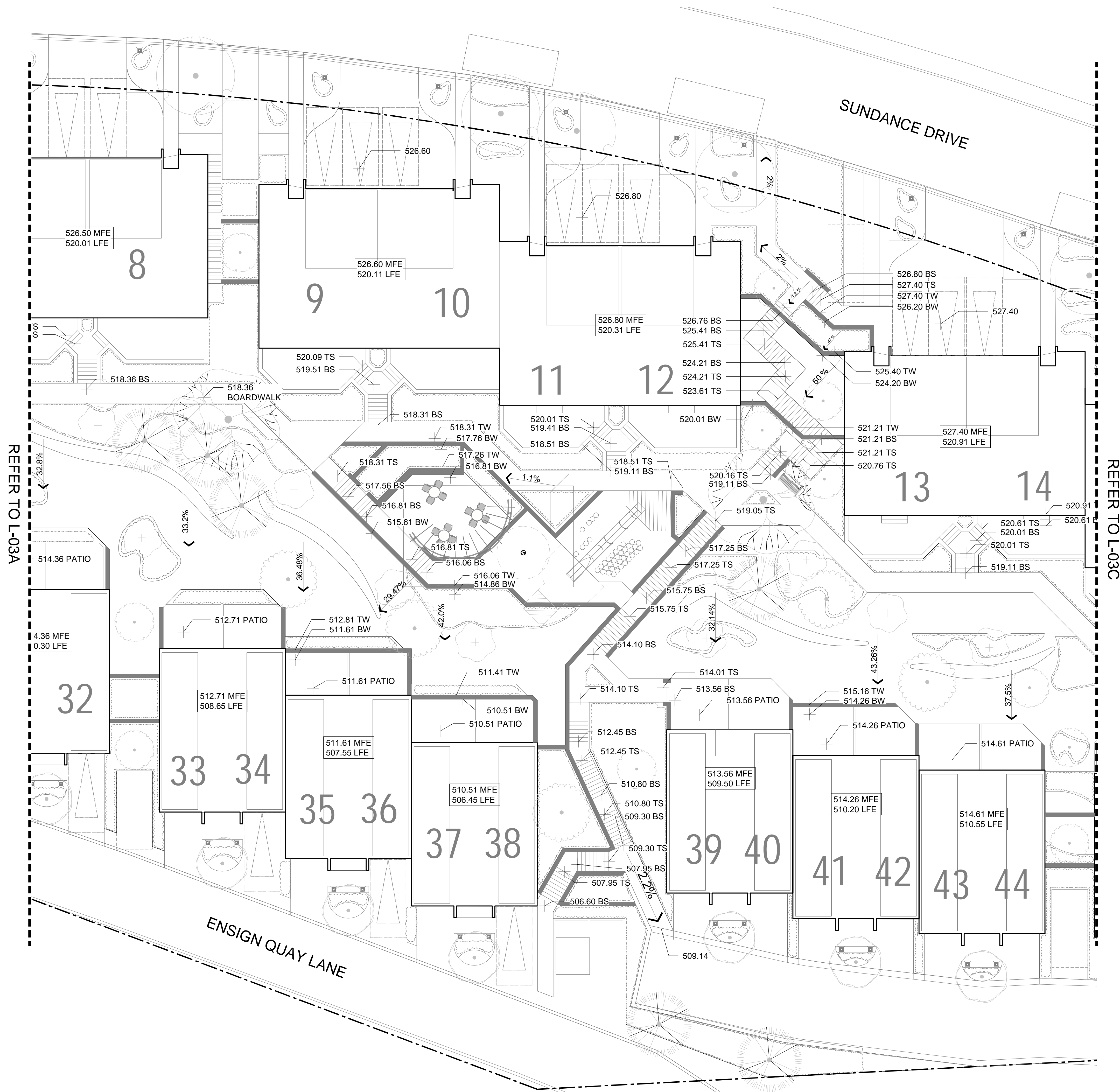
Location:
3401 Sundance Drive
West Kelowna, B.C.

Drawn:	Stamp:
ET	
Checked:	
SH	
Approved:	Original Sheet Size:
APPROVED	24"x36"

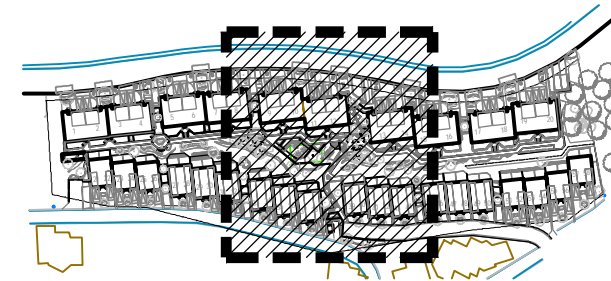
Scale:	CONTRACTOR SHALL CHECK ALL DIMENSIONS ON THE WORK AND REPORT ANY DISCREPANCY TO THE CONSULTANT BEFORE PROCEEDING. ALL DRAWINGS AND SPECIFICATIONS ARE THE EXCLUSIVE PROPERTY OF THE OWNER AND MUST BE RETURNED AT THE COMPLETION OF THE WORK. ALL REVISIONS TO DRAWINGS MUST NOT BE PRICED FOR CONSTRUCTION UNLESS LABELED ISSUED FOR TENDER/CONSTRUCTION.
1:150	



Z:\PROJECTS\DEVELOPMENT PERMIT\ACTIVEDP2022-16 GATEHOUSE SUNDANCE DEVELOPMENT\5. DWGS\SHEETS\L-03 - FENCE AND GRADING PLANDWG



Key Map (NTS)



No.	By:	Description	Date
8	KM	Issued for Development Permit	2023-04-18
7	KM	Issued for Development Permit	2023-02-24
6	KM	Re-Issued for Coordination	2023-02-17
5	KM	Re-Issued for Coordination	2023-02-10
4	KM	Issued for Coordination	2023-02-08
3	ET	Issued for Development Permit	2022-06-10
2	ET	Issued for Review	2022-05-31
1	SH	Issued for Review	2022-05-18

REVISIONS TABLE FOR DRAWINGS
© Copyright reserved. This drawing and design is the property of VDZ+A and may not be reproduced or used for other projects without permission.

No.	By:	Description	Date
-----	-----	-------------	------

REVISIONS TABLE FOR SHEET

Project:
PROVIDENCE / SUNDANCE

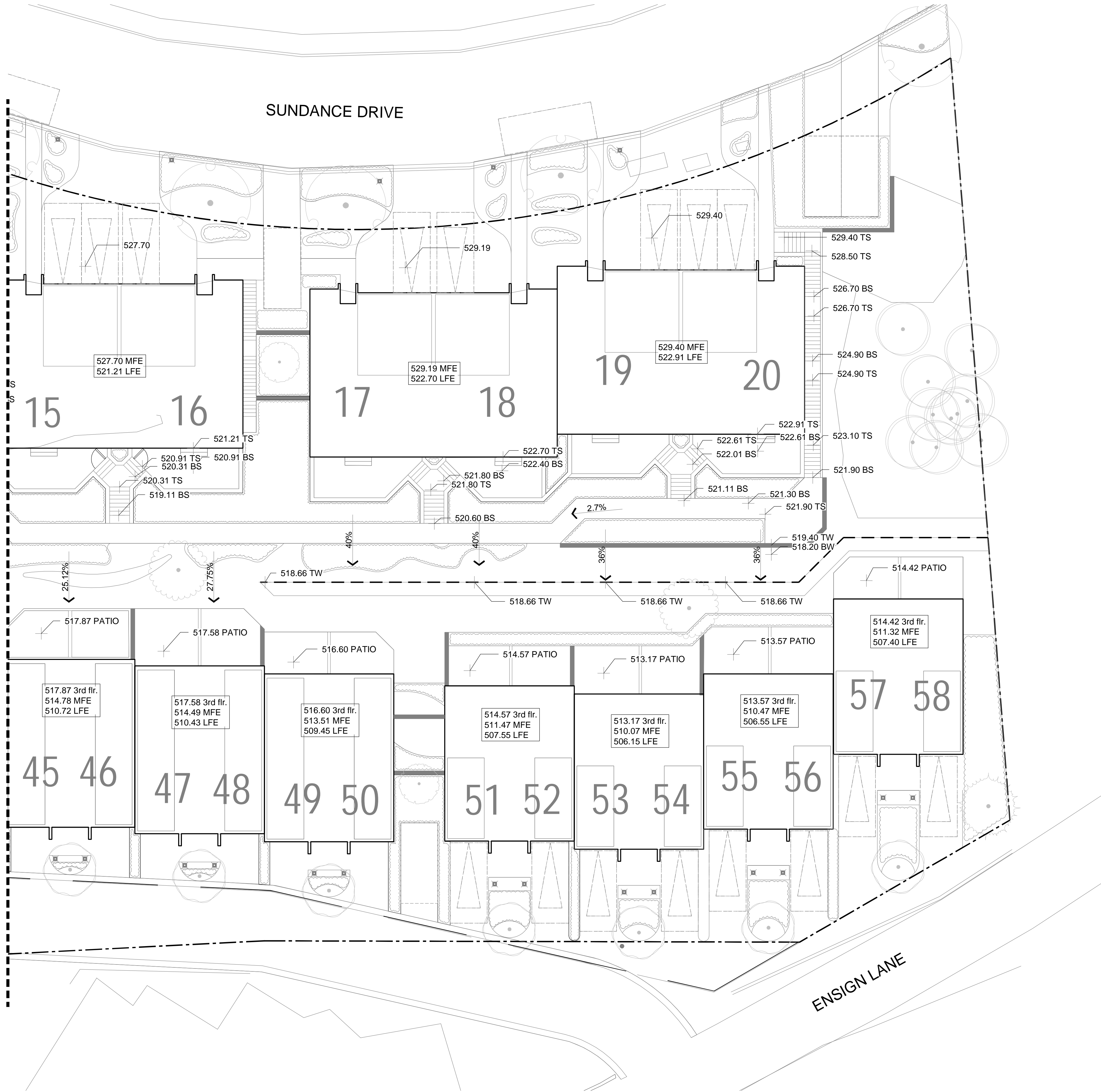
Location:
3401 Sundance Drive
West Kelowna, B.C.

Drawn: ET	Stamp:
Checked: SH	
Approved: APPROVED	Original Sheet Size: 24"x36"
Scale: 1:150	CONTRACTOR SHALL CHECK ALL DIMENSIONS ON THE WORK AND REPORT ANY DISCREPANCY TO THE CONSULTANT BEFORE PROCEEDING. ALL DRAWINGS AND SPECIFICATIONS ARE THE EXCLUSIVE PROPERTY OF THE OWNER AND MUST BE RETURNED AT THE COMPLETION OF THE WORK. ALL REVISIONS MUST BE PRICED FOR CONSTRUCTION UNLESS LABELED ISSUED FOR TENDER/CONSTRUCTION.

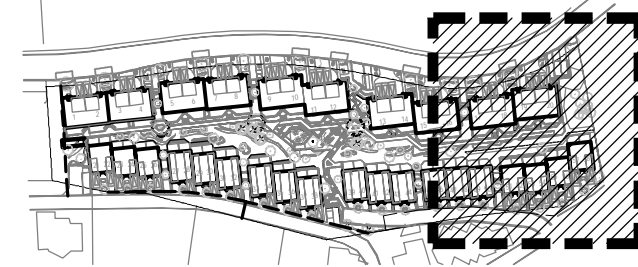


Z:\PROJECTS\DEVELOPMENT PERMIT\ACTIVEDP2022-16 GATEHOUSE SUNDANCE DEVELOPMENT\5. DWGS\SHEETS\SL-03 - FENCE AND GRADING PLANDWG

REFER TO L-03B



Key Map (NTS)



No.	By:	Description	Date
8	KM	Issued for Development Permit	2023-04-18
7	KM	Issued for Development Permit	2023-02-24
6	KM	Re-Issued for Coordination	2023-02-17
5	KM	Re-Issued for Coordination	2023-02-10
4	KM	Issued for Coordination	2023-02-08
3	ET	Issued for Development Permit	2022-06-10
2	ET	Issued for Review	2022-05-31
1	SH	Issued for Review	2022-05-18

REVISIONS TABLE FOR DRAWINGS
© Copyright reserved. This drawing and design is the property of VDZ+A and may not be reproduced or used for other projects without permission.

No.	By:	Description	Date

REVISIONS TABLE FOR SHEET

Project:
PROVIDENCE / SUNDANCE

Location:
3401 Sundance Drive
West Kelowna, B.C.

Drawn: ET	Stamp:
Checked: SH	
Approved: APPROVED	Original Sheet Size: 24"x36"
Scale: 1:150	CONTRACTOR SHALL CHECK ALL DIMENSIONS ON THE WORK AND REPORT ANY DISCREPANCY TO THE CONSULTANT BEFORE PROCEEDING. ALL DRAWINGS AND SPECIFICATIONS ARE THE EXCLUSIVE PROPERTY OF THE OWNER AND MUST BE RETURNED AT THE COMPLETION OF THE WORK. ALL REZONING/PPA/PA/PA-BP DRAWINGS MUST NOT BE PRICED FOR CONSTRUCTION UNLESS LABELED ISSUED FOR TENDER/CONSTRUCTION.



LEGEND

---	EXISTING GRADE
---	EXISTING BEDROCK

8	KM	Issued for Developmen Permit	2023-04-18
7	KM	Issued for Developmen Permit	2023-02-24
6	KM	Re-Issued for Coordination	2023-02-17
5	KM	Re-Issued for Coordination	2023-02-10
4	KM	Issued for Coordination	2023-02-08
3	ET	Issued for Developmen Permit	2022-06-10
2	ET	Issued for Review	2022-05-31
1	SH	Issued for Review	2022-05-18
No.	By:	Description	Date

REVISIONS TABLE FOR DRAWINGS


Copyright reserved. This drawing and design is the property of Vdz+A and may not be reproduced or used for other projects without permission.

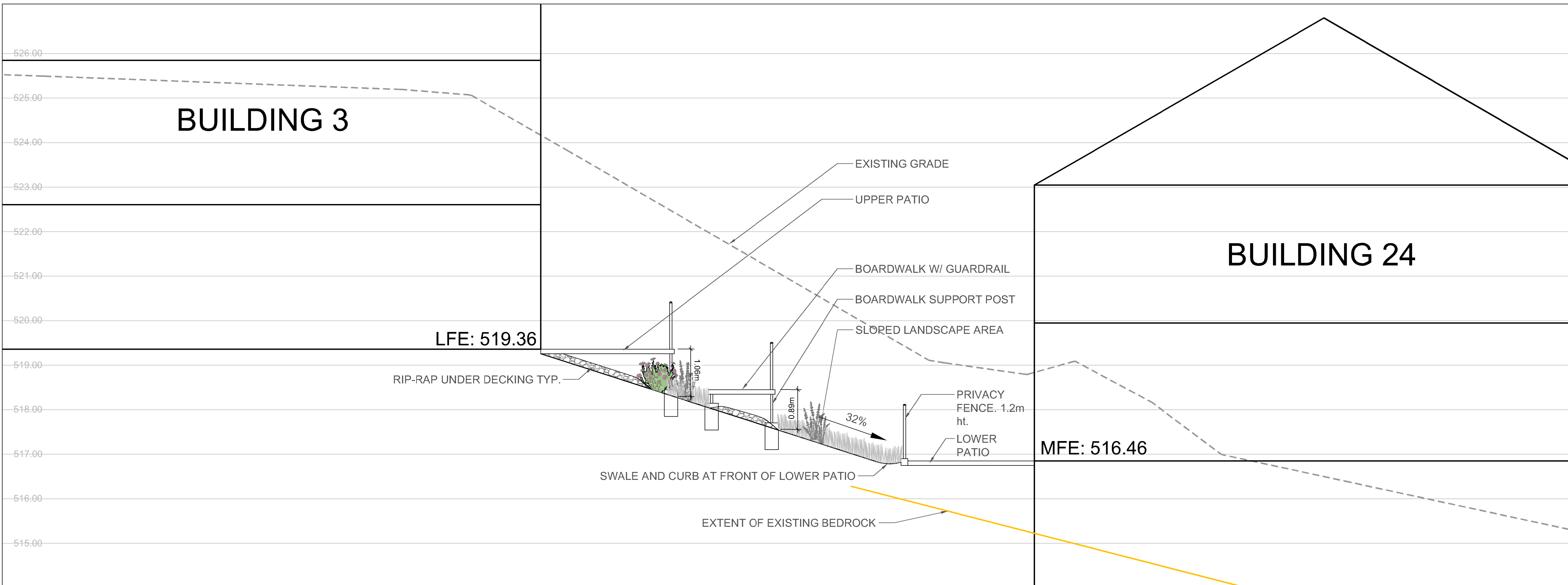
No.	By:	Description	Date

REVISIONS TABLE FOR SHEET

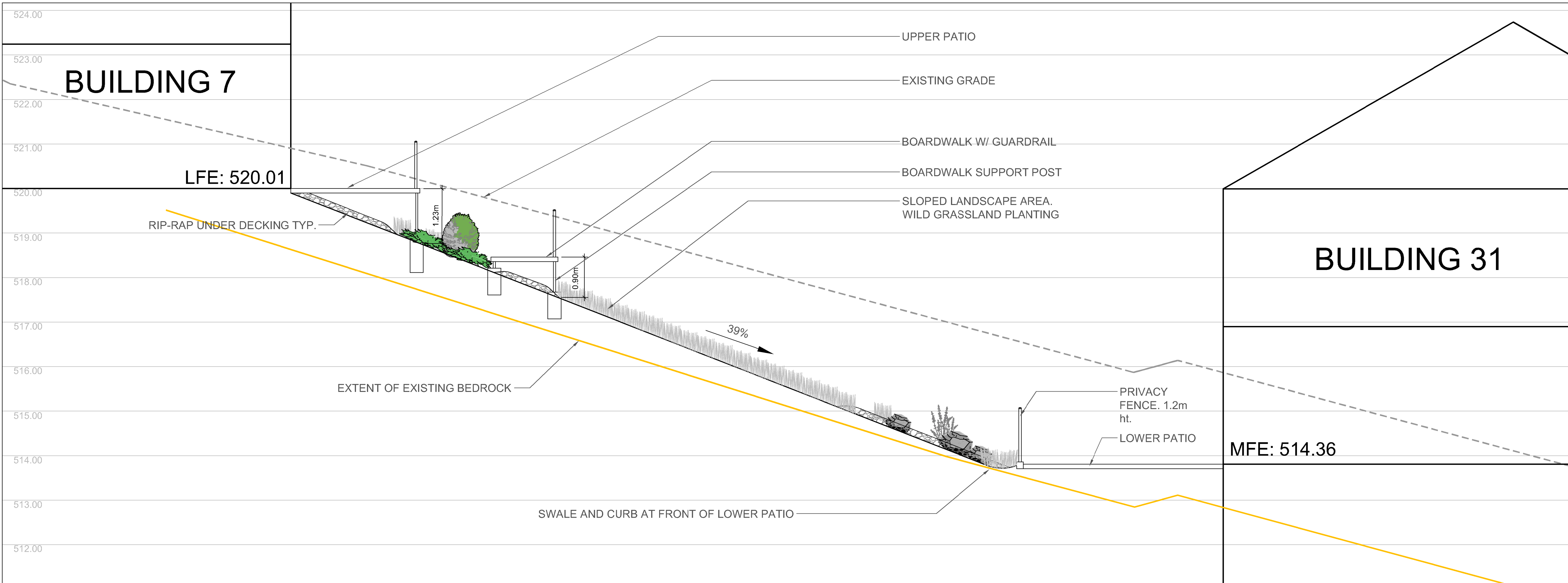
Project:
PROVIDENCE / SUNDANCE

Location:
3401 Sundance Drive
West Kelowna, B.C.

Drawn: KM	Stamp: 
Checked: SH	
Approved: APPROVED	Original Sheet Size: 24"x36"
Scale: AS SHOWN	CONTRACTOR SHALL CHECK ALL DIMENSIONS OF THE WORK AND REPORT ANY DISCREPANCY TO THE CONSULTANT BEFORE PROCEEDING. ALL DRAWINGS AND SPECIFICATIONS ARE THE EXCLUSIVE PROPERTY OF THE OWNER AND MUST BE RETURNED AT THE COMPLETION OF THE WORK. ALL REVISIONS TO DRAWINGS MUST BE NOTIFIED FOR CONSTRUCTION UNLESS LABELED ISSUED FOR TENDER/CONSTRUCTION.

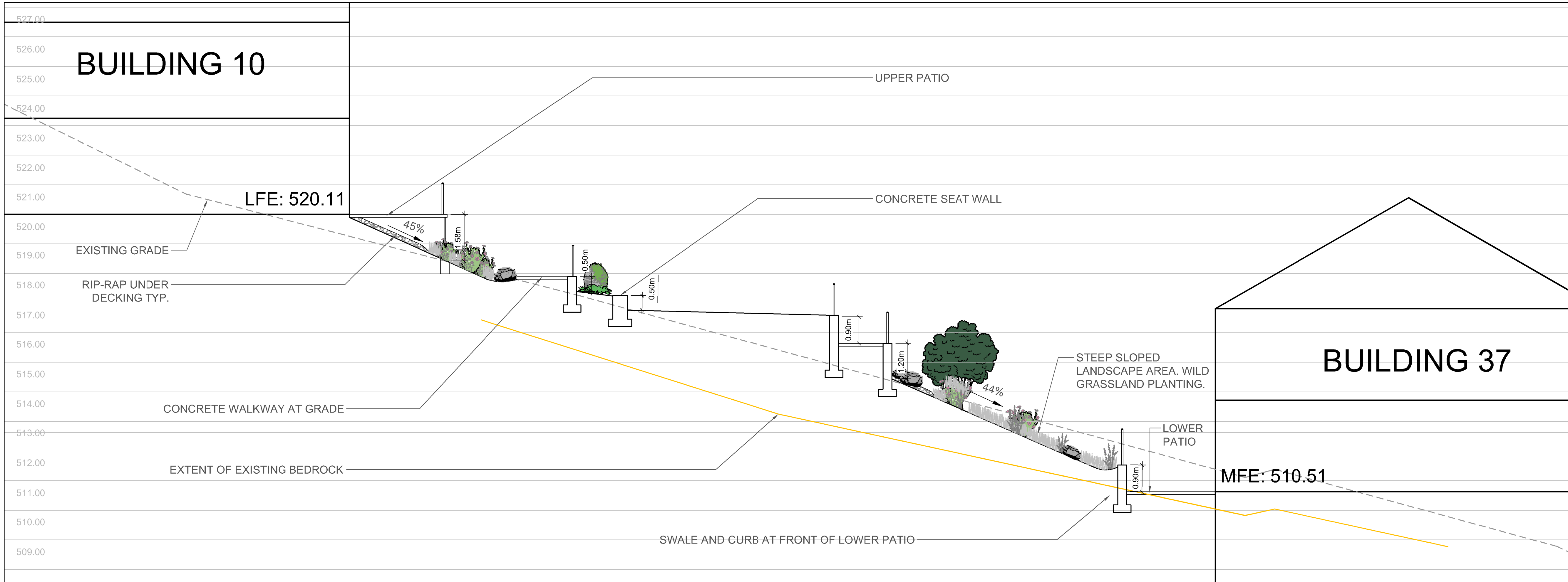


A SECTION THROUGH UNIT 3 AND 24
Scale 1:50

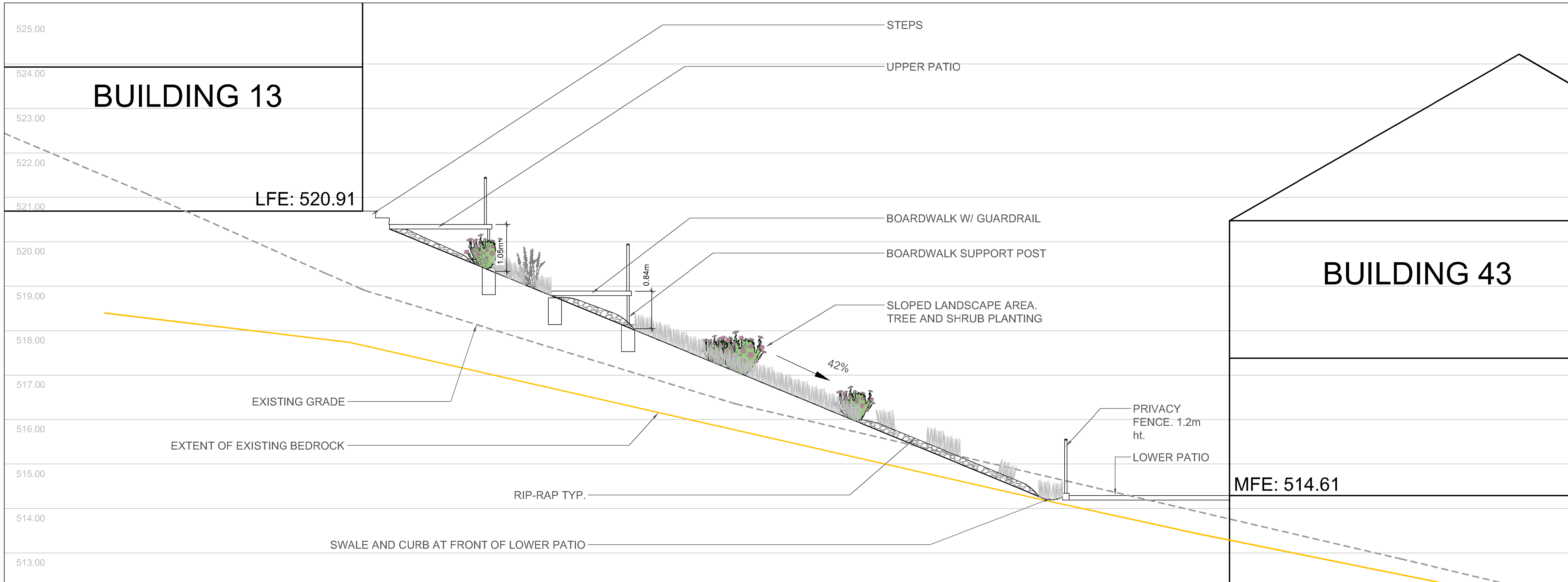


B SECTION THROUGH UNIT 7 AND 31
Scale 1:50

Z:\PROJECTS\DEVELOPMENT PERMIT\ACTIVEDP2022-16 GATEHOUSE SUNDANCE DEVELOPMENT\5. DWGS\SECTIONS\LS-04 SECTIONS.DWG



C SECTION THROUGH UNIT 10 AND 37
Scale 1:75



D SECTION THROUGH UNIT 13 AND 43
Scale 1:50

LEGEND	
	EXISTING GRADE
	EXISTING BEDROCK

No.	By:	Description	Date
8	KM	Issued for Developmen Permit	2023-04-18
7	KM	Issued for Developmen Permit	2023-02-24
6	KM	Re-Issued for Coordination	2023-02-17
5	KM	Re-Issued for Coordination	2023-02-10
4	KM	Issued for Coordination	2023-02-08
3	ET	Issued for Developmen Permit	2022-06-10
2	ET	Issued for Review	2022-05-31
1	SH	Issued for Review	2022-05-18

REVISIONS TABLE FOR DRAWINGS			
Copyright reserved. This drawing anddesign is the property of Vdz+A and may not be reproduced or used for other projects without permission.			

No.	By:	Description	Date
REVISIONS TABLE FOR SHEET			

Project:
PROVIDENCE / SUNDANCE

Location:
3401 Sundance Drive
West Kelowna, B.C.

Drawn: KM	Stamp:
Checked: SH	
Approved: APPROVED	Original Sheet Size: 24"x36"
Scale: AS SHOWN	CONTRACTOR SHALL CHECK ALL DIMENSIONS OF THE WORK AND REPORT ANY DISCREPANCY TO THE CONSULTANT BEFORE PROCEEDING. ALL DRAWINGS AND SPECIFICATIONS ARE THE EXCLUSIVE PROPERTY OF THE OWNER AND MUST BE RETURNED AT THE COMPLETION OF THE WORK. ALL REVISIONS TO DRAWINGS MUST NOT BE PERFORMED FOR CONSTRUCTION UNLESS LABELED ISSUED FOR TENDER/CONSTRUCTION.

LEGEND

	EXISTING GRADE
	EXISTING BEDROCK

8	KM	Issued for Developmen Permit	2023-04-18
7	KM	Issued for Developmen Permit	2023-02-24
6	KM	Re-Issued for Coordination	2023-02-17
5	KM	Re-Issued for Coordination	2023-02-10
4	KM	Issued for Coordination	2023-02-08
3	ET	Issued for Developmen Permit	2022-06-10
2	ET	Issued for Review	2022-05-31
1	SH	Issued for Review	2022-05-18
No.	By:	Description	Date

REVISIONS TABLE FOR DRAWINGS

Copyright reserved. This drawing anddesign is the property of Vdz+A and may not be reproduced or used for other projects without permission.

No.	By:	Description	Date

REVISIONS TABLE FOR SHEET

Project:
PROVIDENCE / SUNDANCE

Location:
3401 Sundance Drive
West Kelowna, B.C.

Drawn: KM	Stamp:
Checked: SH	
Approved: APPROVED	Original Sheet Size: 24"x36"
Scale: AS SHOWN	CONTRACTOR SHALL CHECK ALL DIMENSIONS OF THE WORK AND REPORT ANY DISCREPANCY TO THE CONSULTANT BEFORE PROCEEDING. ALL DRAWINGS AND SPECIFICATIONS ARE THE EXCLUSIVE PROPERTY OF THE OWNER AND MUST BE RETURNED AT THE COMPLETION OF THE WORK. ALL REVISIONS TO DRAWINGS MUST NOT BE PERMITTED FOR CONSTRUCTION UNLESS LABELED ISSUED FOR TENDER/CONSTRUCTION.

Drawing Title:

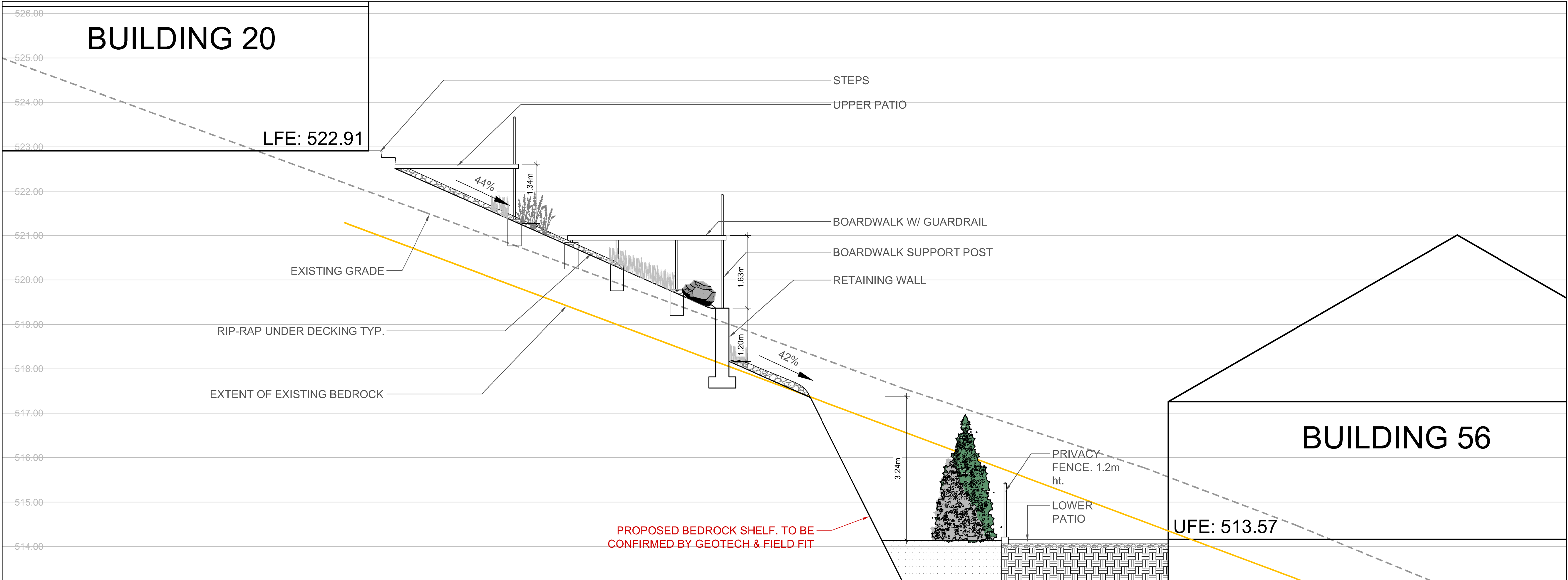
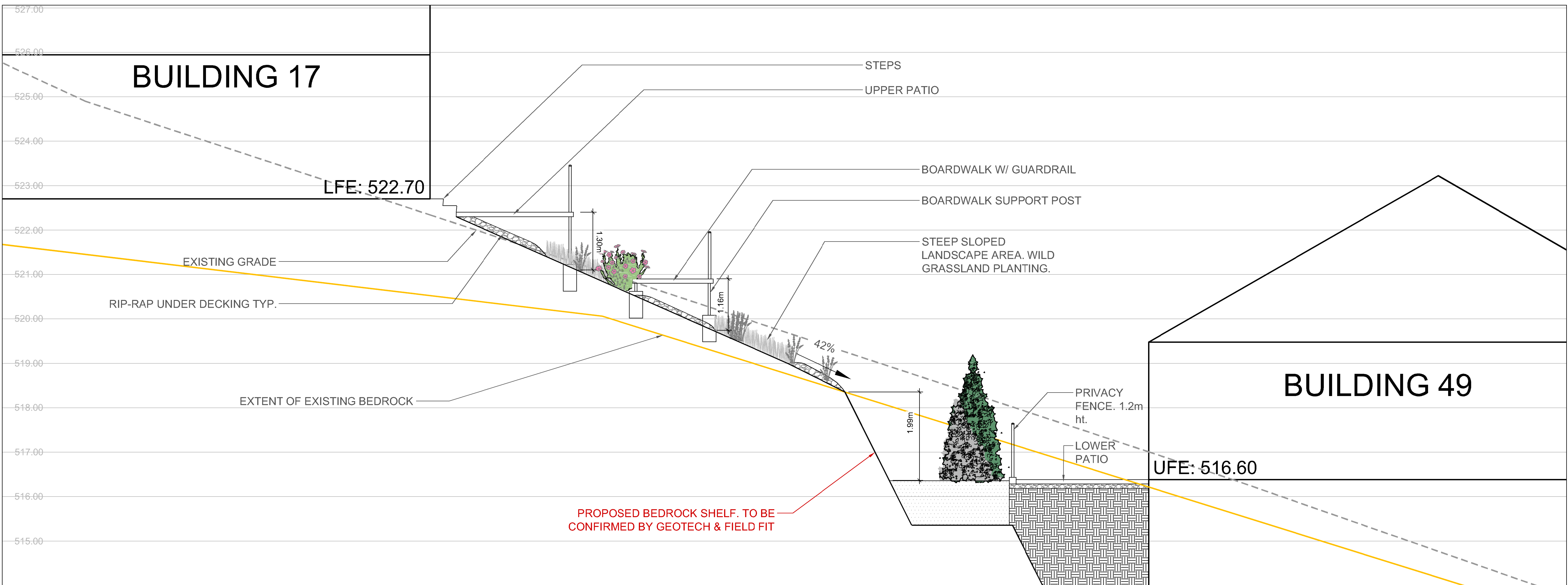
LANDSCAPE SECTIONS

VDZ Project #:

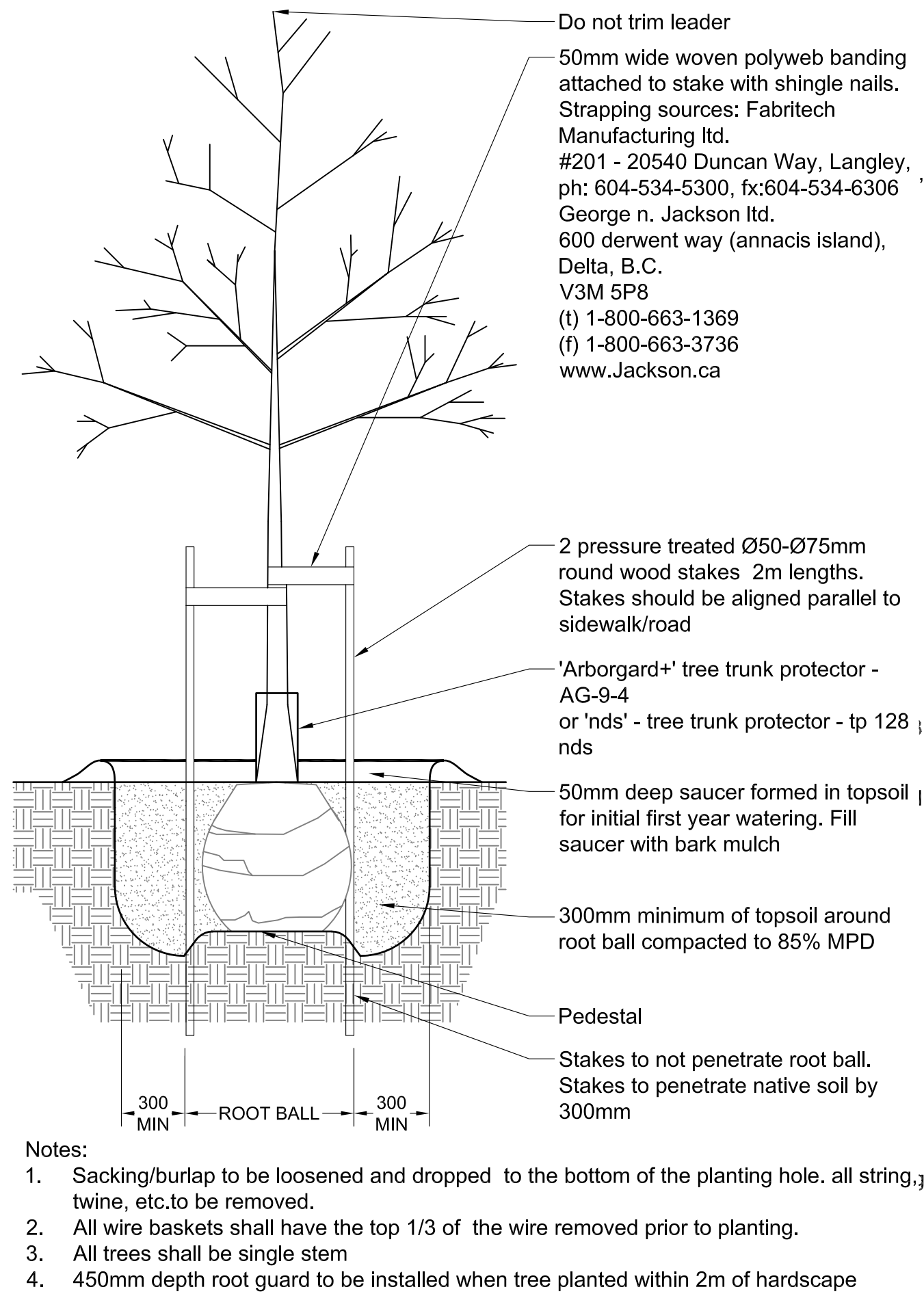
DP2022-16

Drawing #:

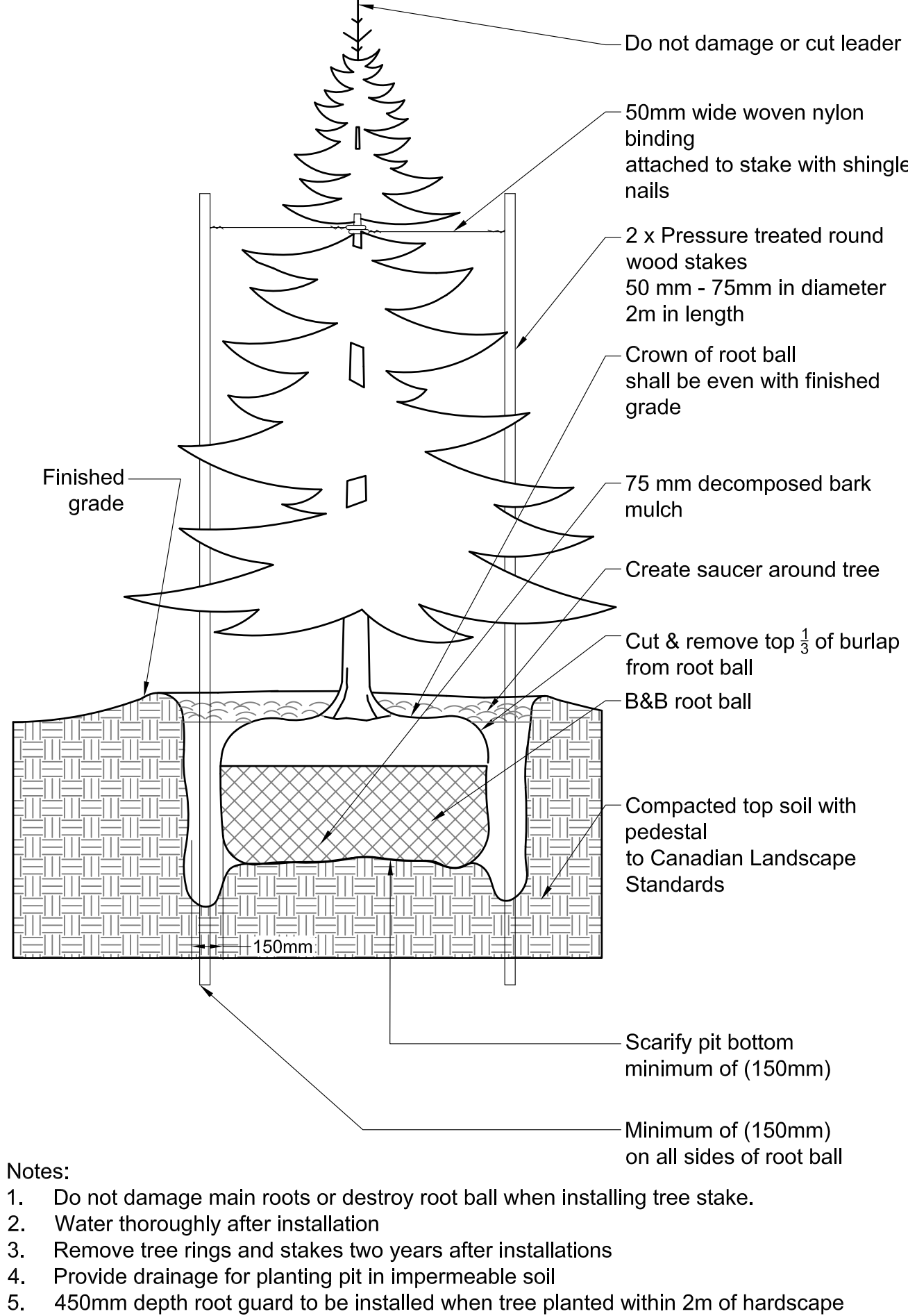
LS-03



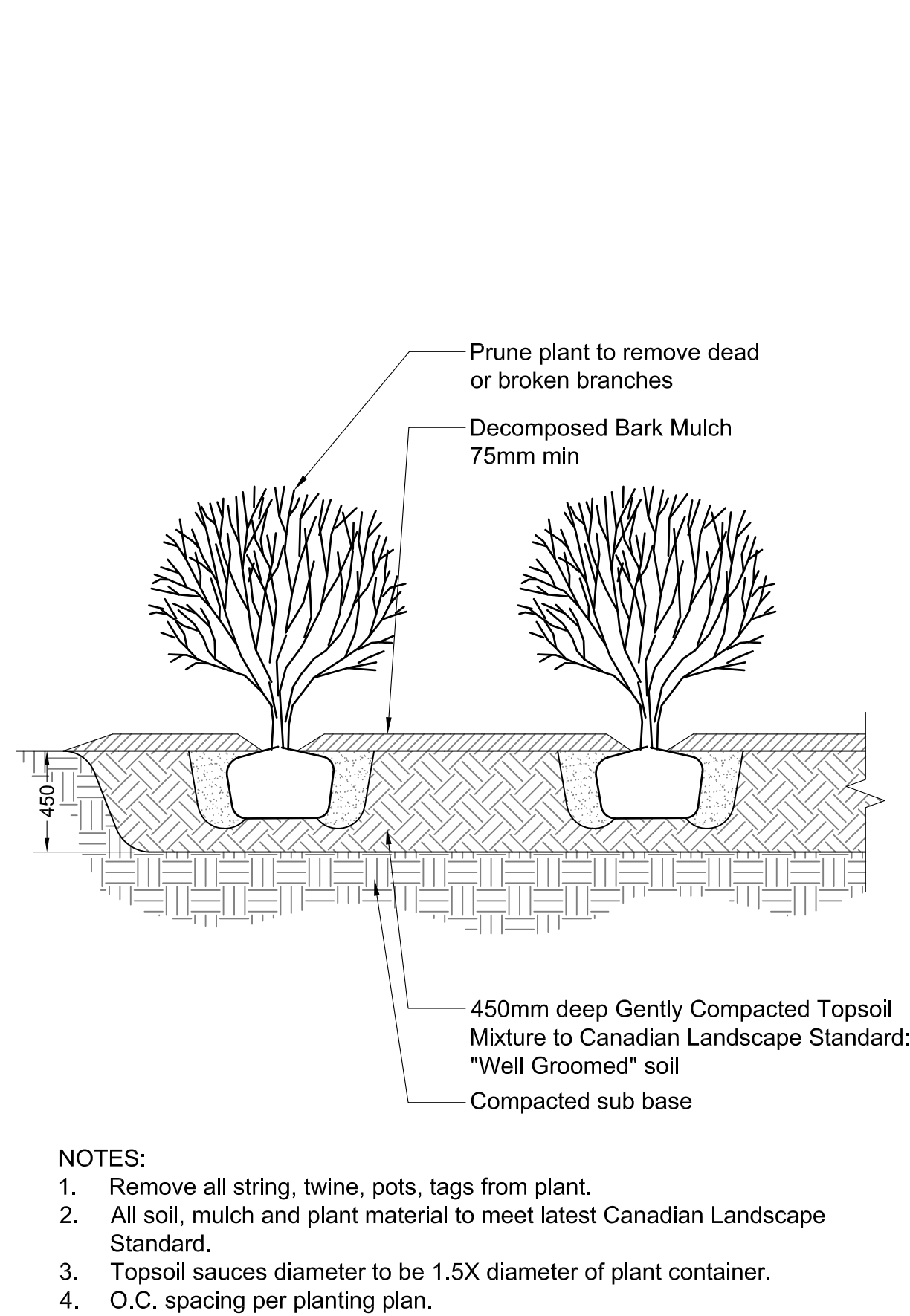
Z:\PROJECTS\DEVELOPMENT PERMIT\ACTIVEDP2022-16 GATEHOUSE SUNDANCE DEVELOPMENTS\DWGS\DETAILS\LD-01 DETAILS.DWG



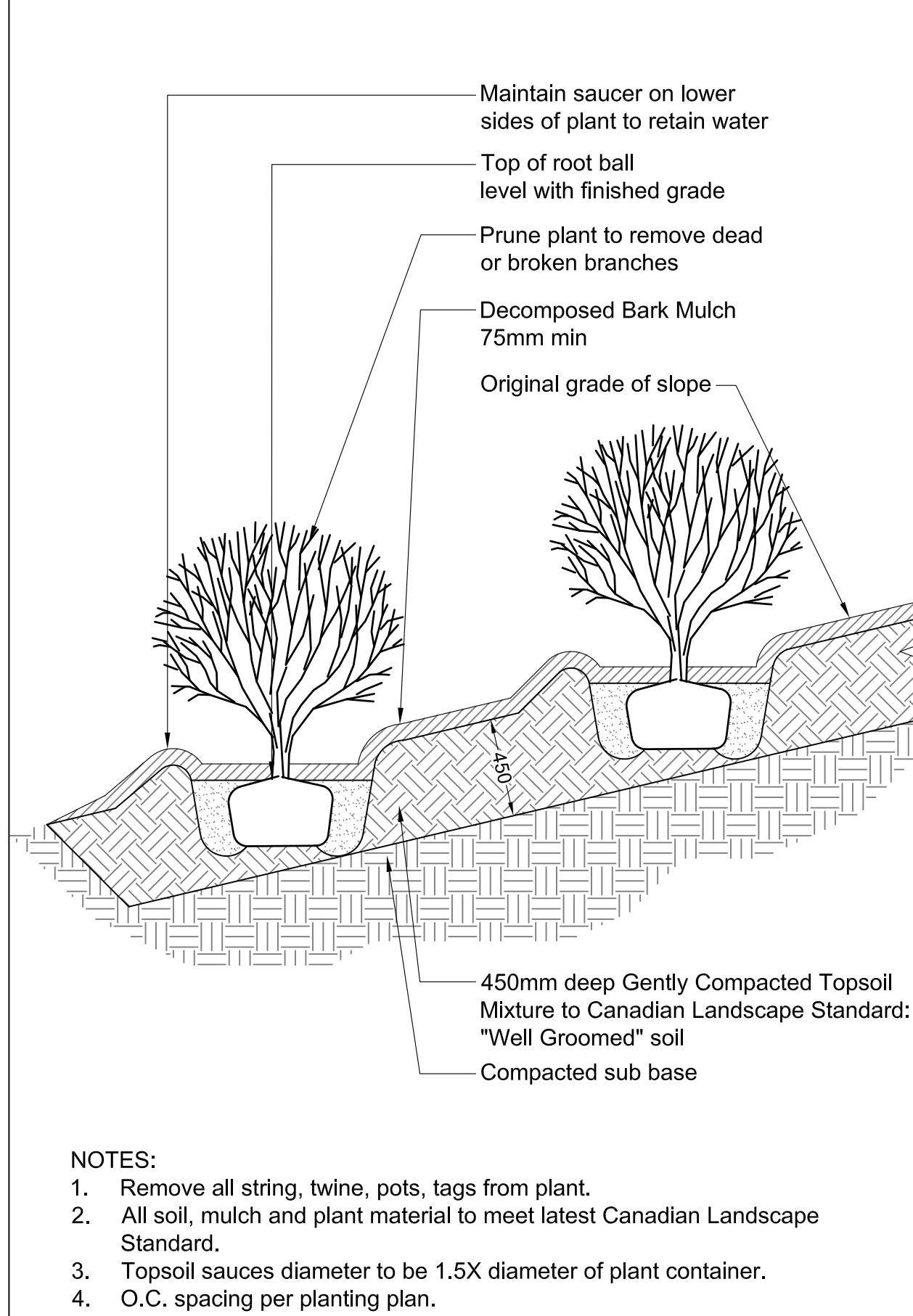
1 DECIDUOUS TREE PLANTING
Scale 1:25



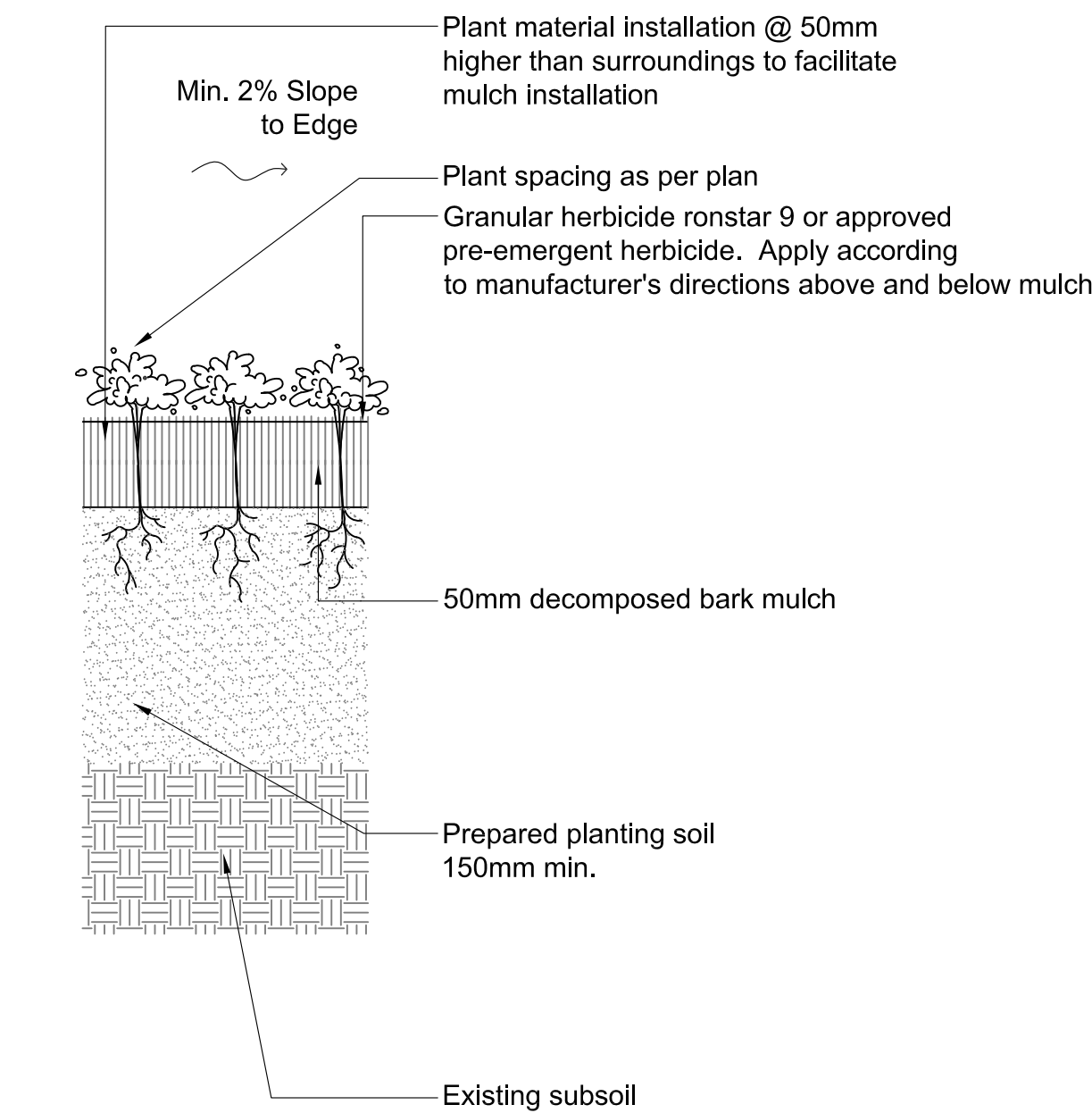
2 CONIFEROUS TREE PLANTING
Scale 1:25



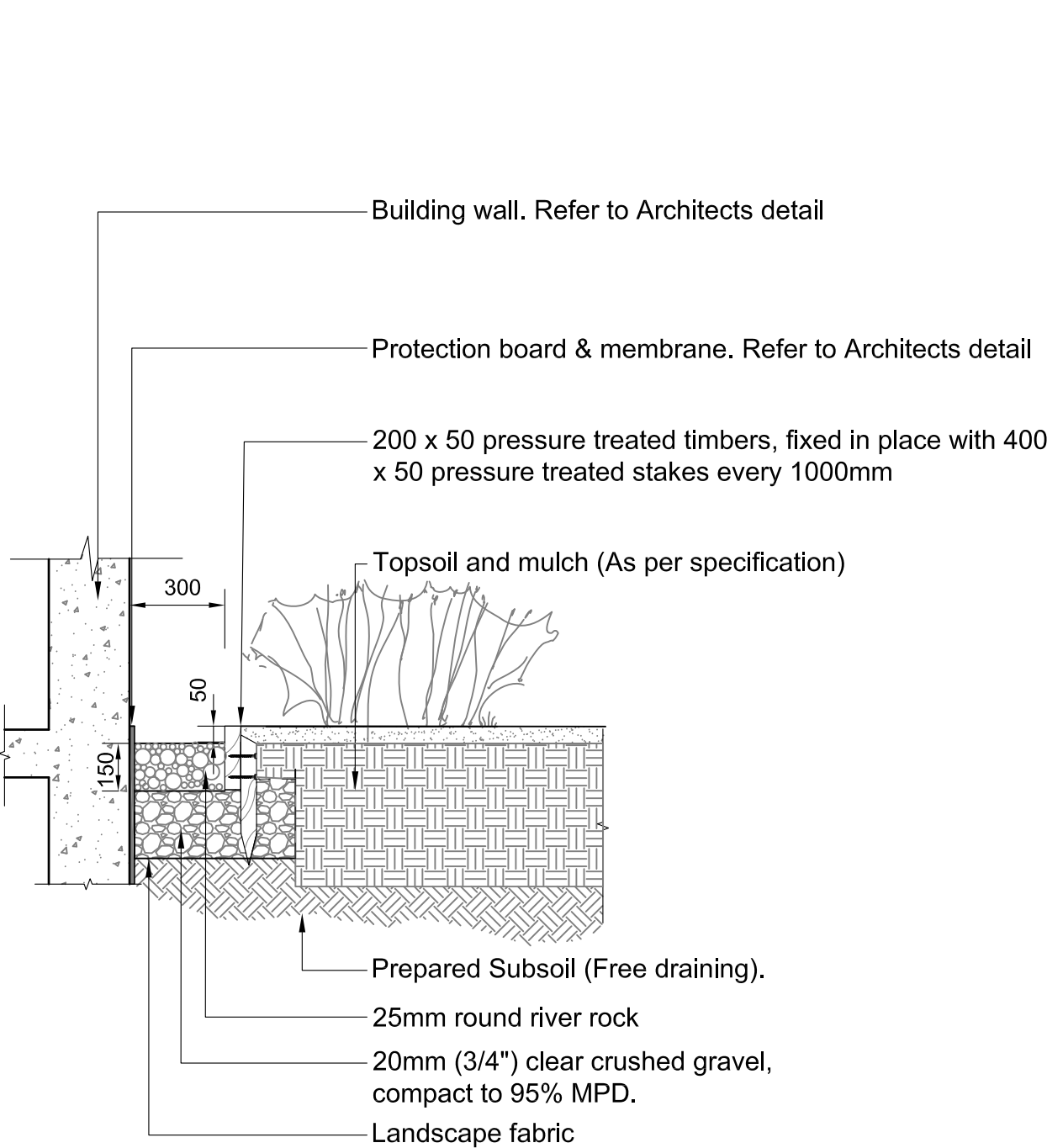
3 SHRUB PLANTING
Scale 1:25



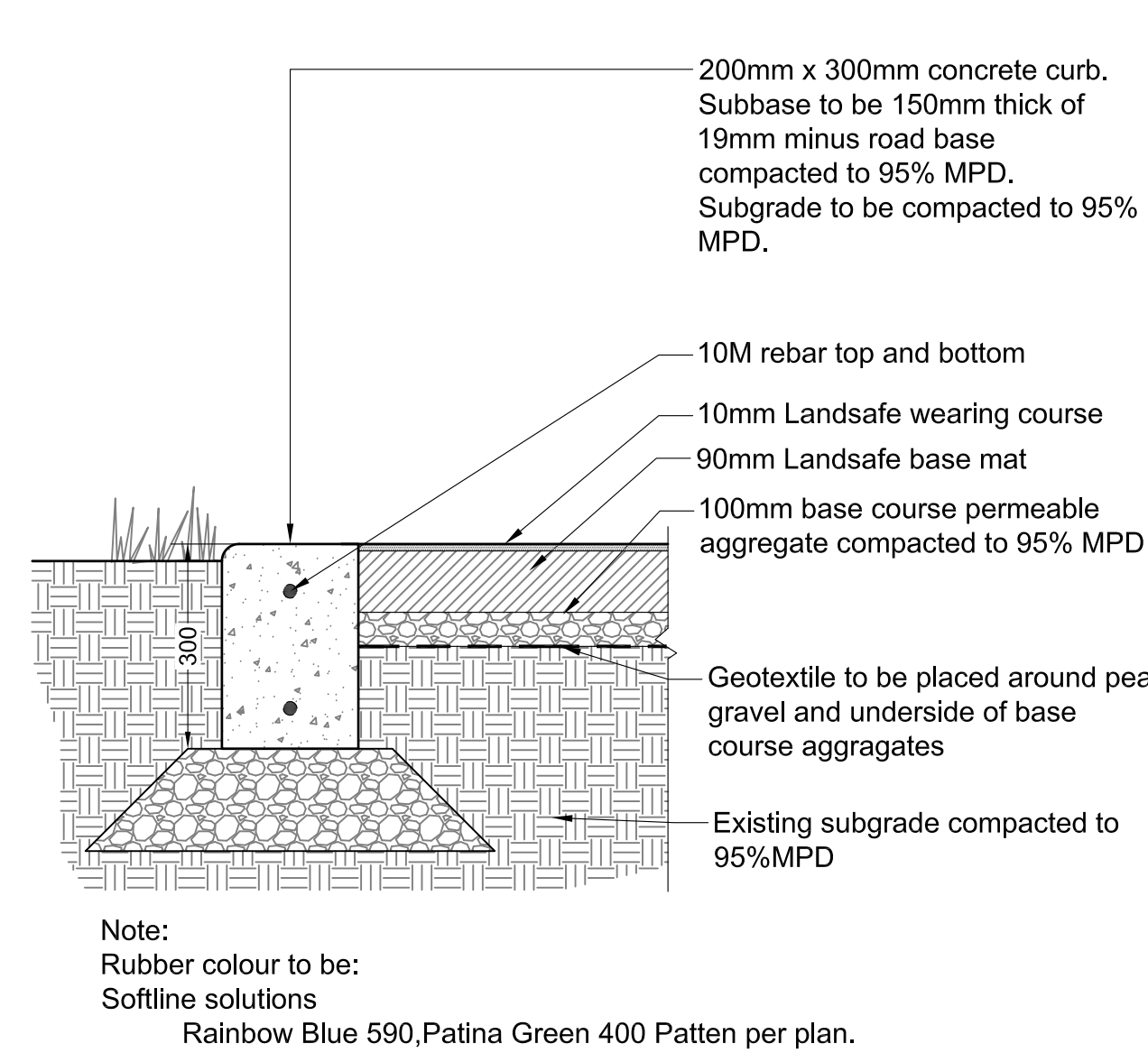
4 SHRUB PLANTING ON SLOPE
Scale 1:25



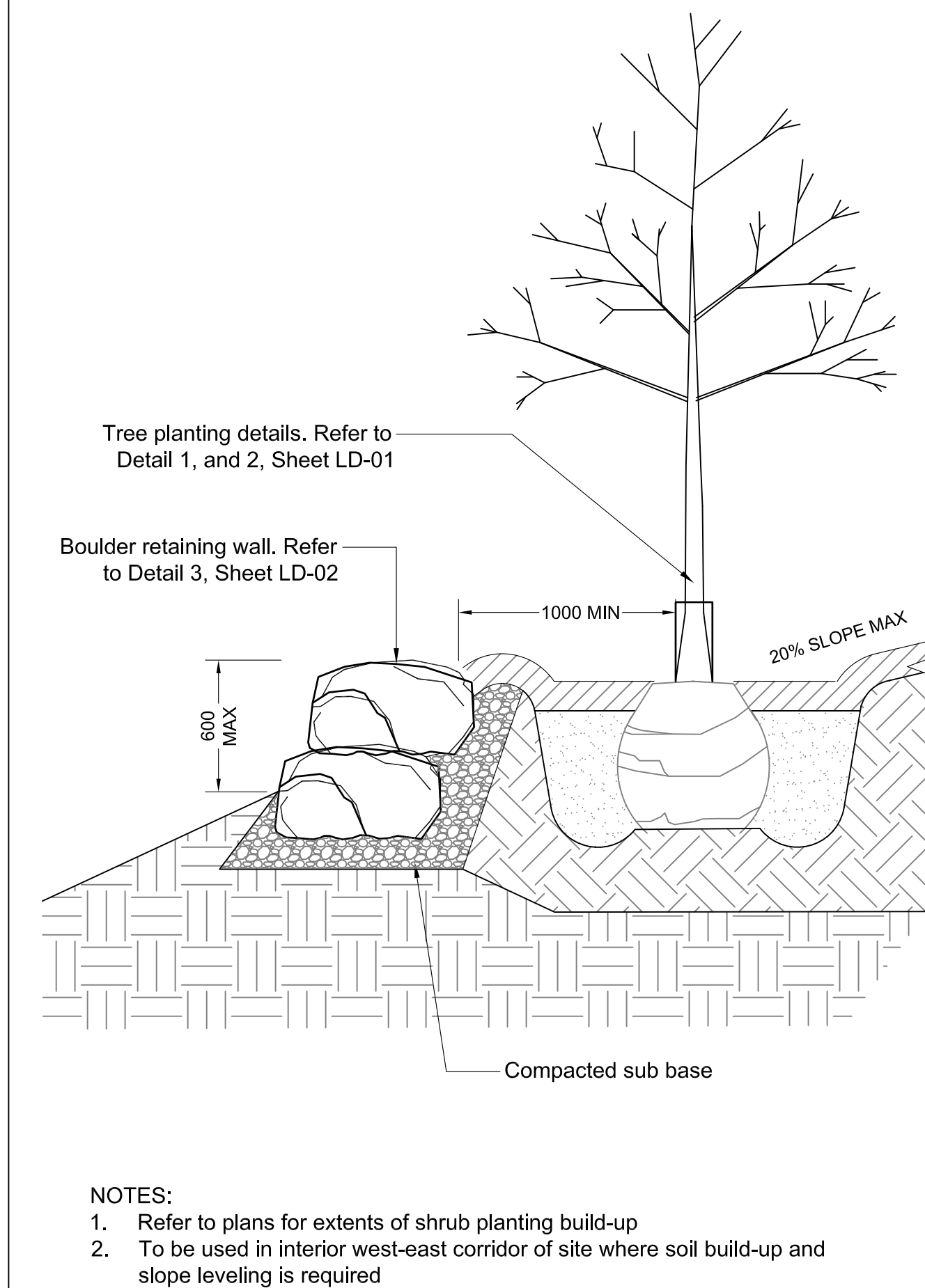
5 GROUND COVER PLANTING
Scale 1:10



6 DRIP STRIP
Scale 1:20



7 RUBBER SAFETY SURFACE
Scale 1:10



8 PLANTING BEDS ON SLOPE
Scale 1:25

No.	By:	Description	Date
8	KM	Issued for Development Permit	2023-04-18
7	KM	Issued for Development Permit	2023-02-24
6	KM	Re-Issued for Coordination	2023-02-17
5	KM	Re-Issued for Coordination	2023-02-10
4	KM	Issued for Coordination	2023-02-08
3	ET	Issued for Development Permit	2022-06-10
2	ET	Issued for Review	2022-05-31
1	SH	Issued for Review	2022-05-18

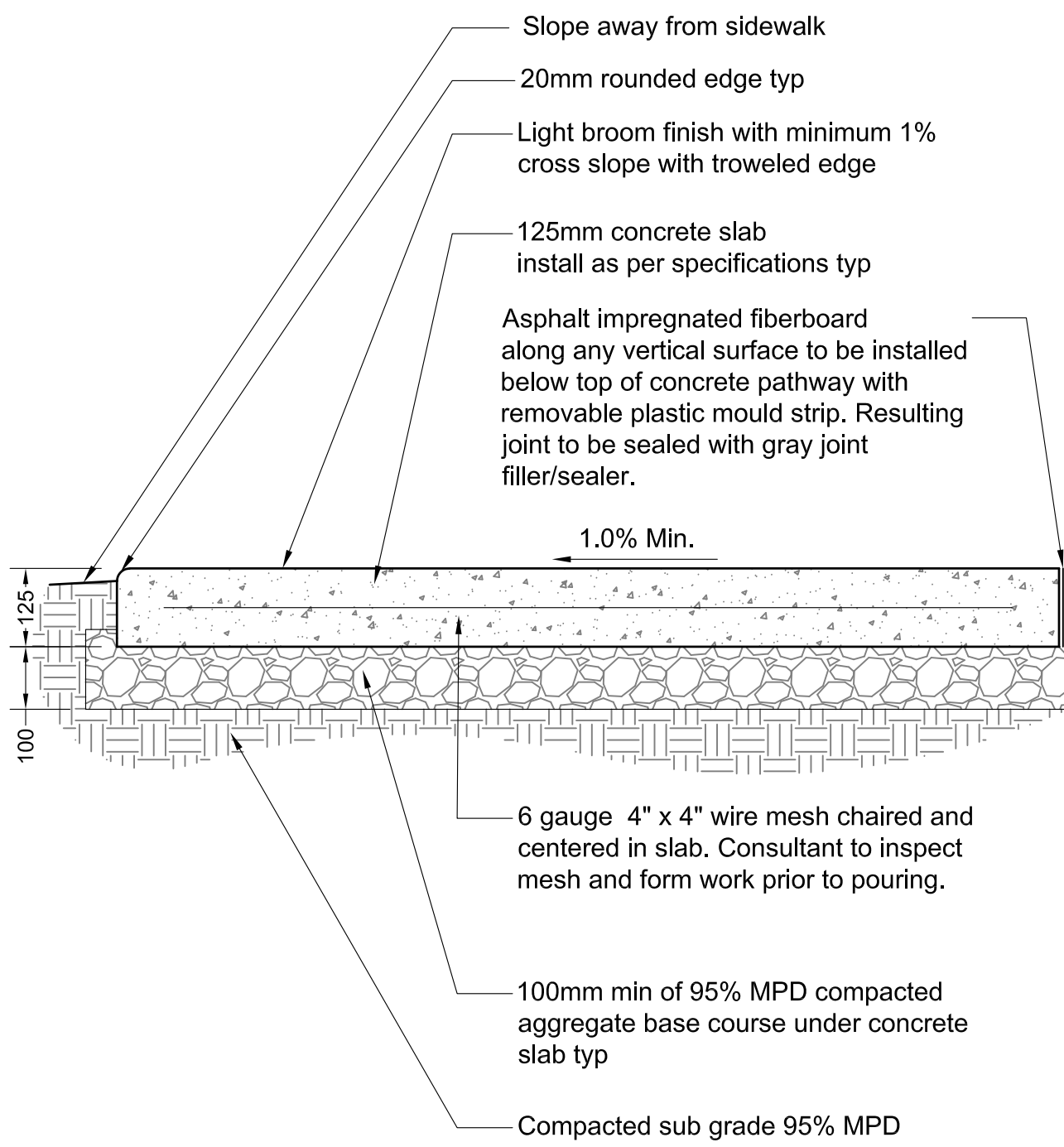
No.	By:	Description	Date
-----	-----	-------------	------

Project:
PROVIDENCE / SUNDANCE

Location:
3401 Sundance Drive
West Kelowna, B.C.

Drawn: ET AH	Stamp:
Checked: SH	
Approved: APPROVED	Original Sheet Size: 24"x36"
Scale: AS SHOWN	CONTRACTOR SHALL CHECK ALL DIMENSIONS ON THE WORK AND REPORT ANY DISCREPANCY TO THE CONSULTANT BEFORE PROCEEDING. ALL DRAWINGS AND SPECIFICATIONS ARE THE EXCLUSIVE PROPERTY OF THE OWNER AND MUST BE RETURNED AT THE COMPLETION OF THE WORK. ALL REVISIONS TO DRAWINGS MUST NOT BE PRICED FOR CONSTRUCTION UNLESS LABELED ISSUED FOR TENDER/CONSTRUCTION.

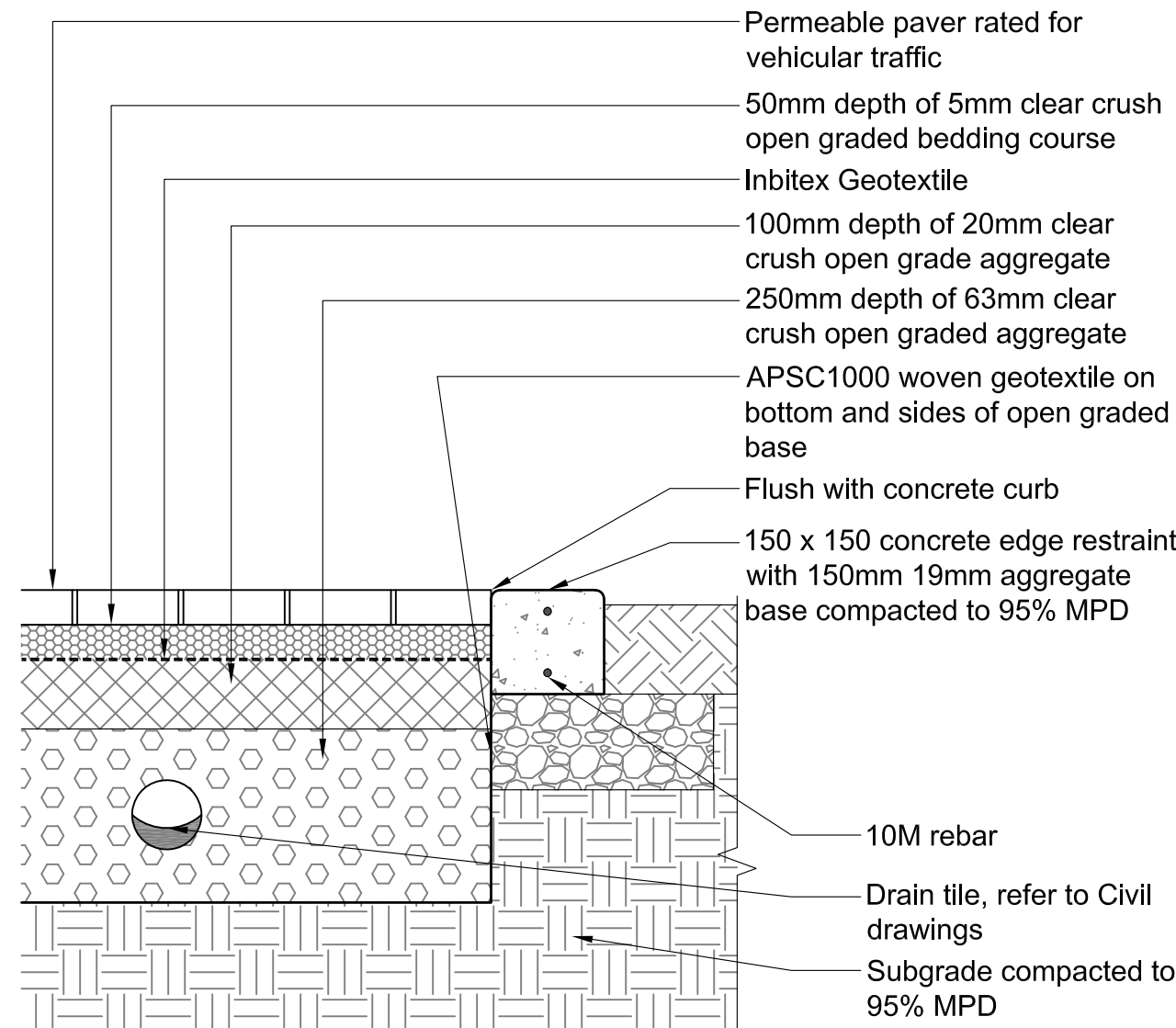
Z:\PROJECTS\DEVELOPMENT PERMIT\ACTIVEDP2022-16 GATEHOUSE SUNDANCE DEVELOPMENTS\5. DWGS\DETAILS\LD-01 DETAILS.DWG



- Notes:
- Contractor to provide expansion joints where concrete meets all vertical structures.
 - Horizontal scorelines at 1500mm o.c. both ways unless shown otherwise. Refer to plans.
 - Center scoreline on 1500mm smooth finish or to match existing concrete pathway.
 - All components as specified or approved alternate.
 - Concrete to slope to drain.
 - Expansion joint every 3000mm o.c. both ways.
 - Contractor to contact Landscape Architect for scoreline approval prior to cutting.

1 CONCRETE PAVING

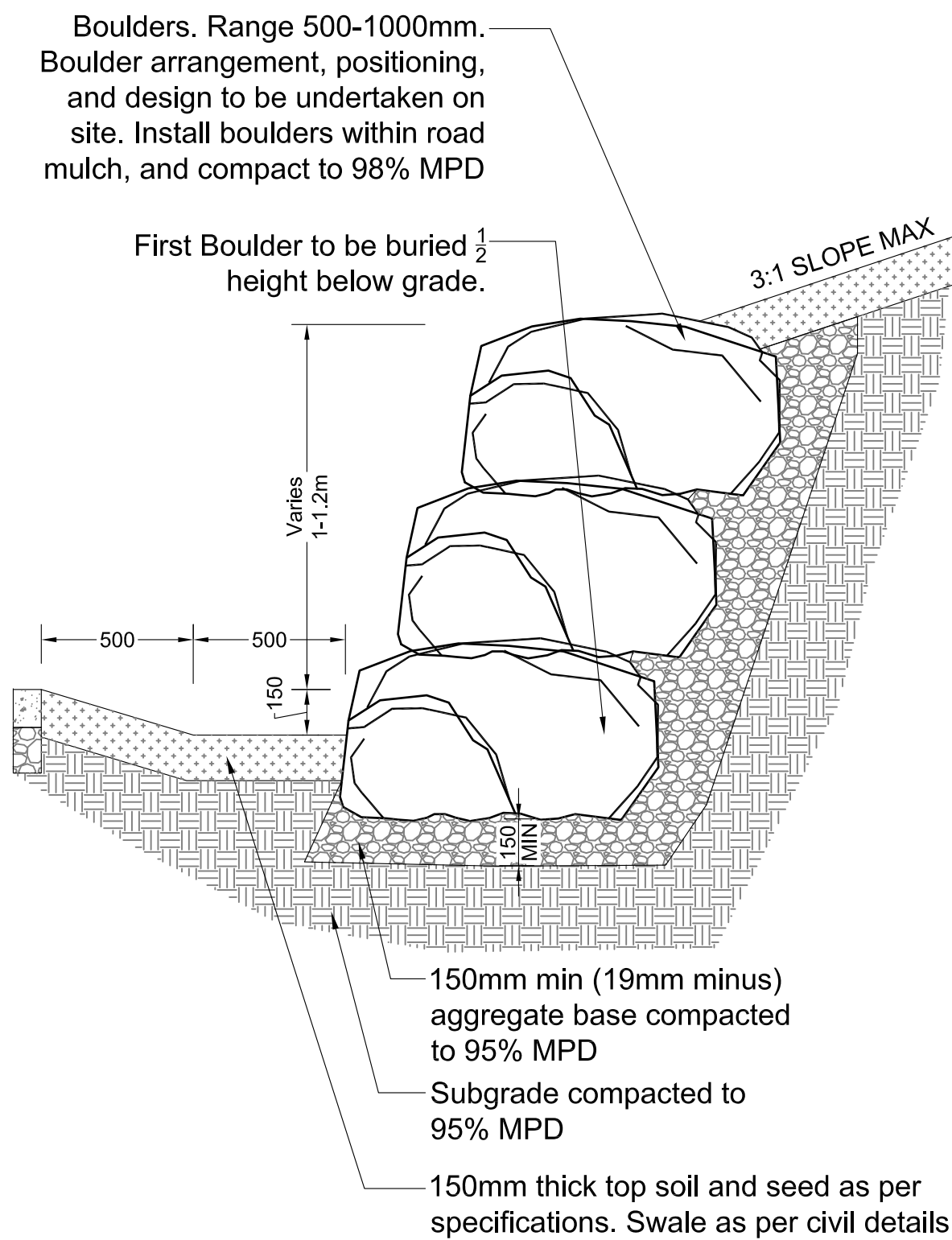
Scale 1:10



- Notes:
- Install all components as per manufacturer's specifications.
 - Permeable Mission Paver - by Basalite
 - Colour: Charcoal
 - Herringbone pattern.
 - Concrete curb control joint every 3m.

2 VEHICULAR PAVING

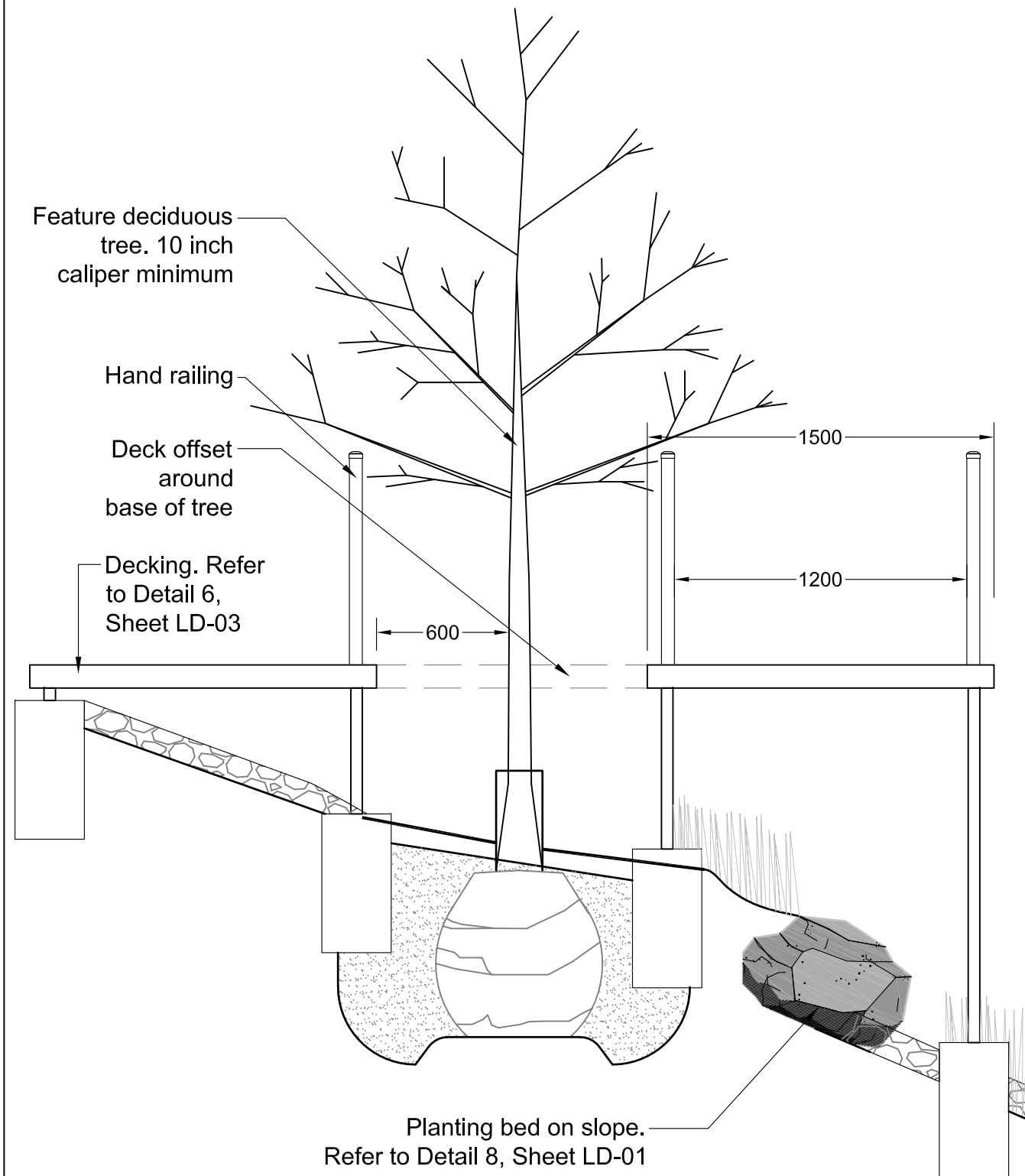
Scale 1:10



- NOTE:
- All walls over 1.2m in height will need to be Structurally Engineered.
 - All planters to be connected to Slab drainage system.

3 BOULDER RETAINING WALL

Scale 1:20



4 BOARDWALK TREE WELL

Scale 1:25



Supplier: TBD
Product: Hill climbing hand holds
Dimensions: 463 x 161 x 110 cm
Age Group: 4+
or approved equal

Supplier: KOMPAN
Product: EMBANKMENT SLIDE- PCM110121
Dimensions: 463 x 161 x 110 cm
Age Group: 4+
Play Capacity: 3
or approved equal

5 ADVENTURE CLIMBING HILL

NTS




Lighting bollard

Finish: brushed stainless steel or oxidized steel
Mount: surface mounted to deck

Product and supplier: TBD

6 LIGHTING BOLLARD

NTS



Supplier: ERCO Lighting
Product: Lightmark - Recessed Wall/Step Light

Or Approved Alternative

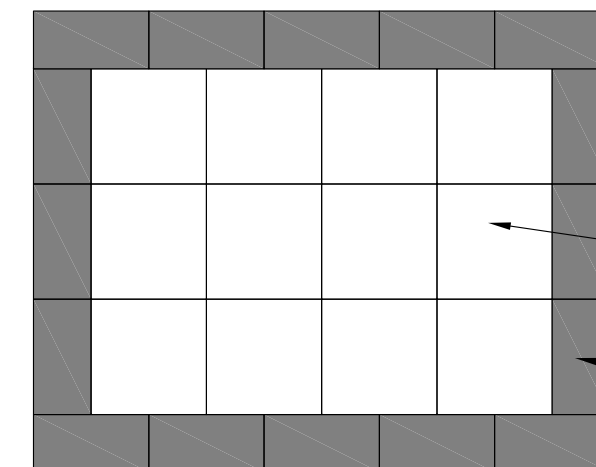
Finish: Silver
Mount: Surface Mount

Contact: 1-877-372-6584

- Notes:
- Lighting through common amenity areas

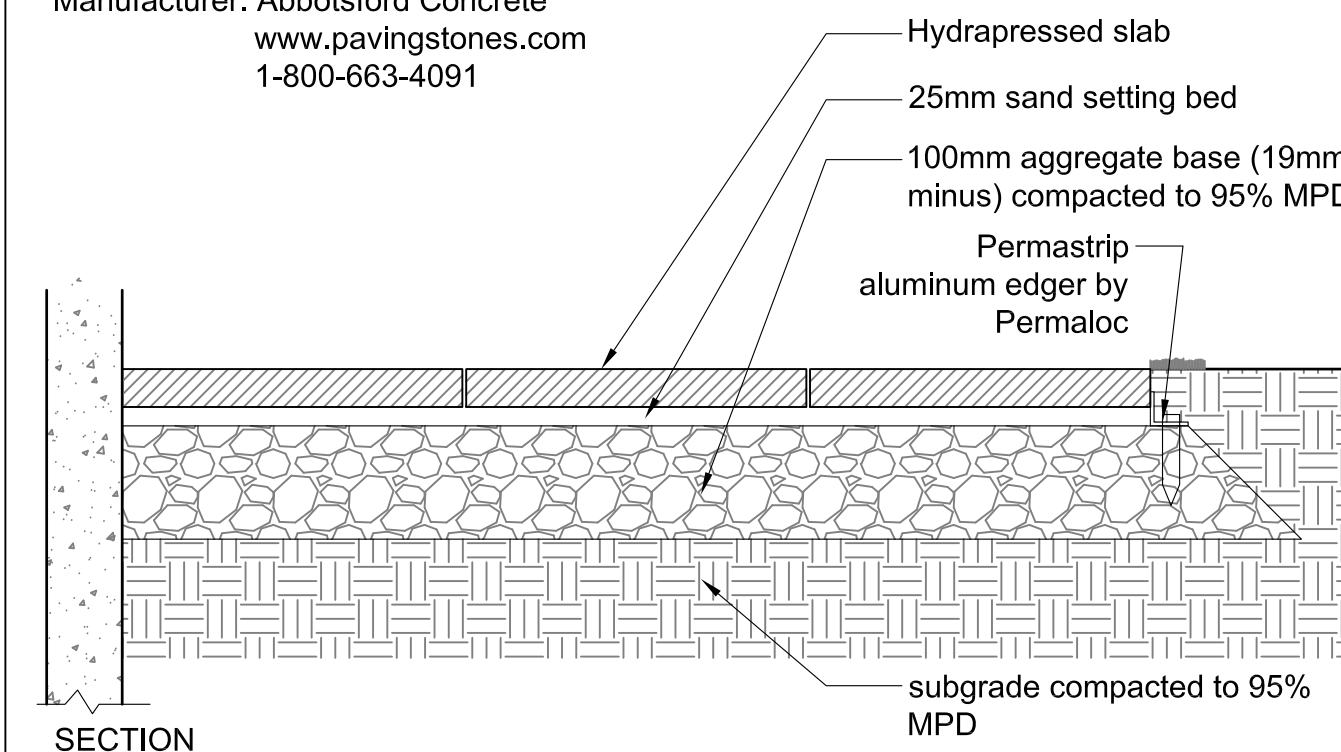
7 WALL / STEP LIGHT

NTS



PLAN
Scale: 1:40

Unit Paver Details:
Type: Cortez HydraPressed Slabs
Size: L610 X W610 X T50mm min.
Colours: Natural, Charcoal
Manufacturer: Abbotsford Concrete
www.pavingstones.com
1-800-663-4091



SECTION

8 HYDRAPRESSED SLABS

1:10

VDZ+A
LANDSCAPE ARCHITECTURE | CIVIL ENGINEERING | URBAN FORESTRY
FORT LANGLEY STUDIO | MOUNT PLEASANT STUDIO
100-9181 Church St | 102-355 Kingsway
Fort Langley, BC | Vancouver, BC
V1M 2B8 | VST 317
www.vdz.ca | 604-882-0024

No.	By:	Description	Date
8	KM	Issued for Development Permit	2023-04-18
7	KM	Issued for Development Permit	2023-02-24
6	KM	Re-Issued for Coordination	2023-02-17
5	KM	Re-Issued for Coordination	2023-02-10
4	KM	Issued for Coordination	2023-02-08
3	ET	Issued for Development Permit	2022-06-10
2	ET	Issued for Review	2022-05-31
1	SH	Issued for Review	2022-05-18

REVISIONS TABLE FOR DRAWINGS
© Copyright reserved. This drawing and design is the property of VDZ+A and may not be reproduced or used for other projects without permission.

No.	By:	Description	Date
-----	-----	-------------	------

No.	By:	Description	Date
-----	-----	-------------	------

Project:
PROVIDENCE / SUNDANCE

Location:
3401 Sundance Drive
West Kelowna, B.C.

Drawn:
ET
AH

Stamp:

Checked:
SH

Approved:
APPROVED

Scale:
AS SHOWN

Original Sheet Size:
24"x36"

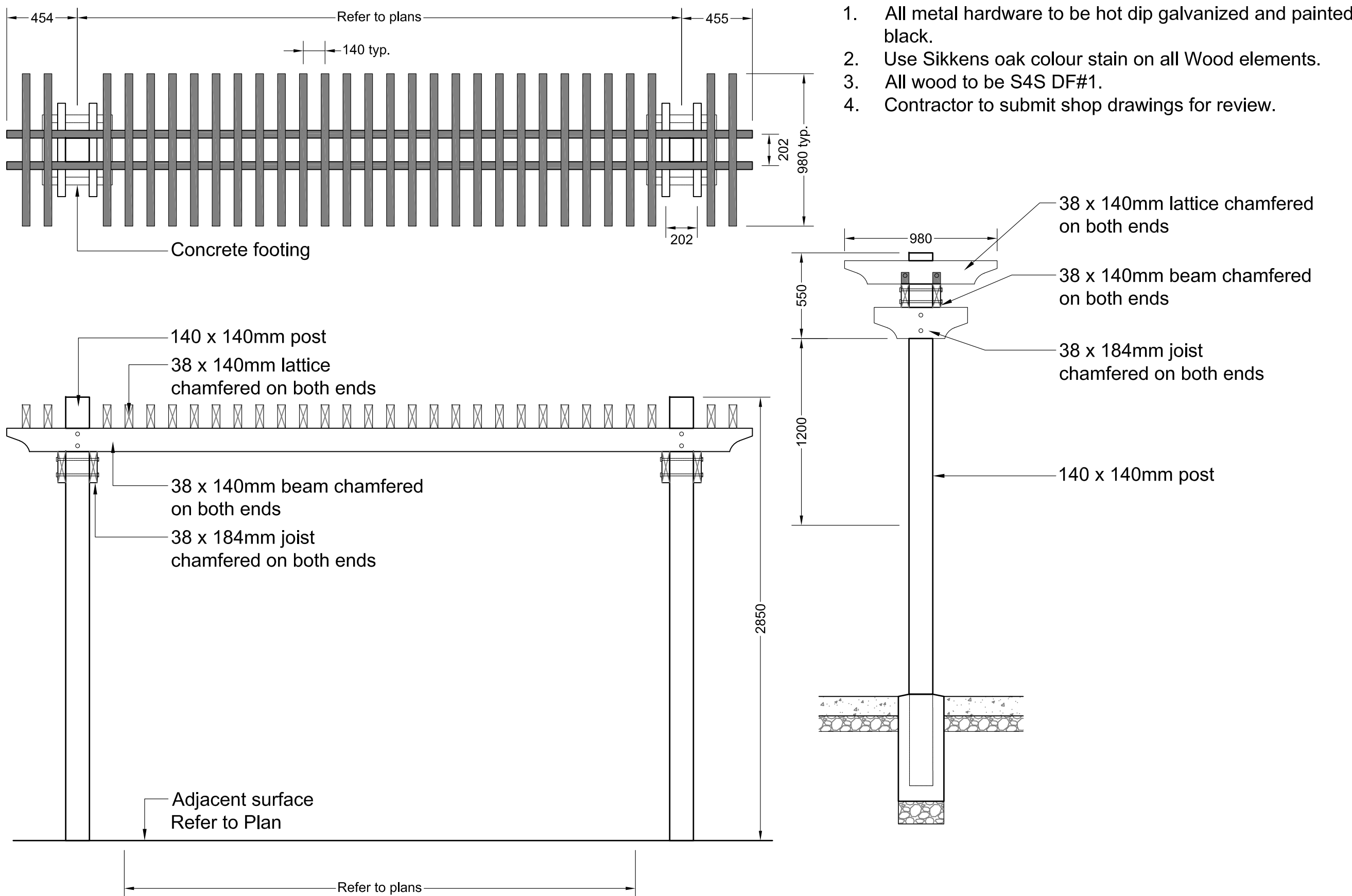
CONTRACTOR SHALL CHECK ALL DIMENSIONS ON THE WORK AND REPORT ANY DISCREPANCY TO THE CONSULTANT BEFORE PROCEEDING. ALL DRAWINGS AND SPECIFICATIONS ARE THE EXCLUSIVE PROPERTY OF THE OWNER AND MUST BE RETURNED AT THE COMPLETION OF THE WORK. ALL REVISIONS TO DRAWINGS MUST NOT BE PRICED FOR CONSTRUCTION UNLESS LABELED ISSUED FOR TENDER/CONSTRUCTION.

Drawing Title:
DETAILS

VDZ Project #:
DP2022-16

Drawing #:
LD-02

Z:\PROJECTS\DEVELOPMENT PERMIT\ACTIVEDP2022-16 GATEHOUSE SUNDANCE DEVELOPMENTS\DWG\SHEET\LD-01 DETAILS.DWG




1 LINEAR TRELLIS

Scale 1:25

NOTES:

1. Install to manufacturers specifications.
2. Or approved substitute.



Picnic Table
Model Number: MLPT400-S-W
Size: 749mm x 1581mm x 445mm
Options: Surface Mount
Wood Colour: IPE Wood
Metal Colour: Gloss Silver 14

Manufacturer: Maglin
maglin.com
Note: or approved equal

3 PICNIC TABLE

N.T.S



Bar Counter

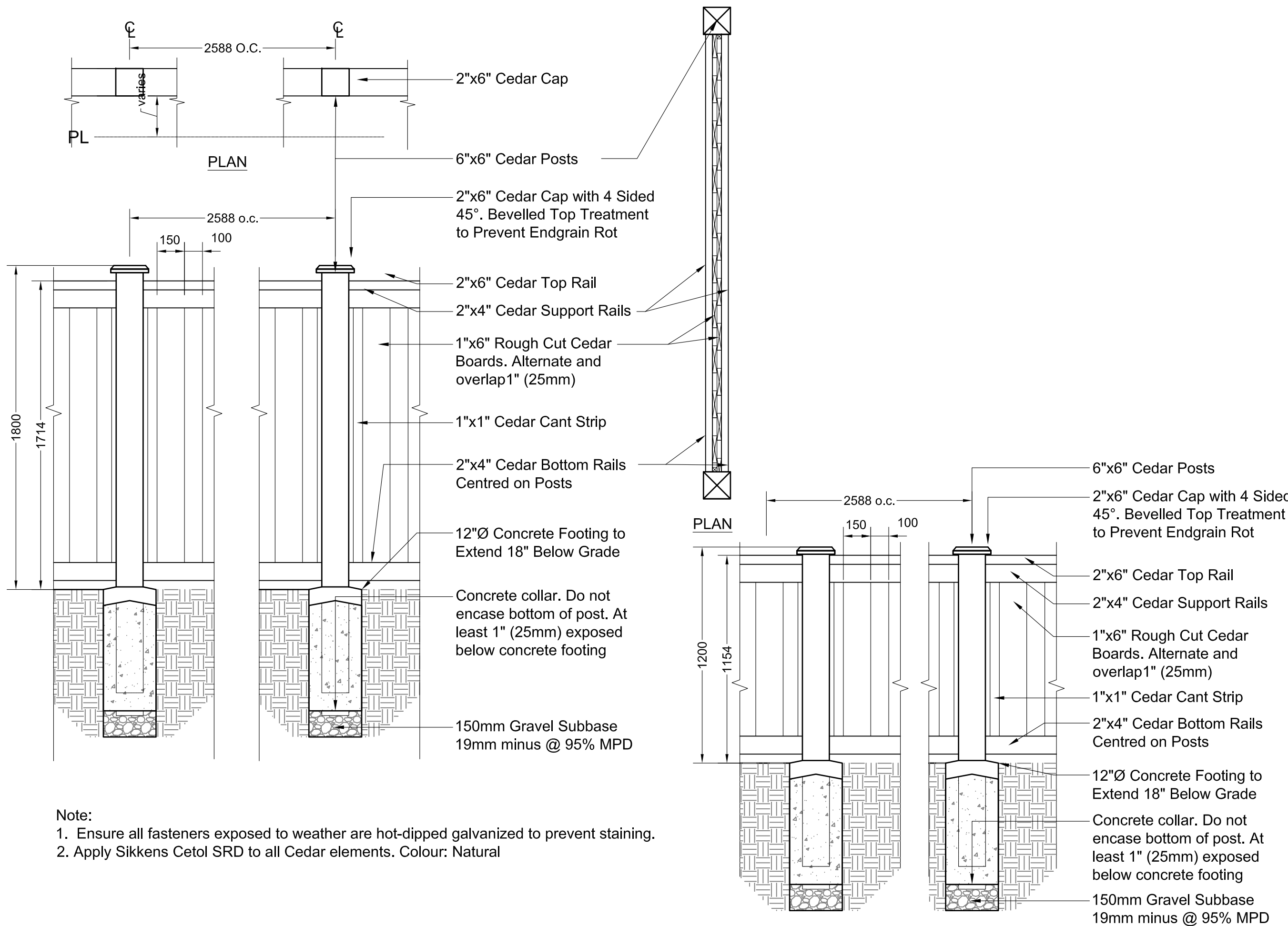
Material: Polished concrete top

Chairs

Details: Bar stool height
Material: Metal

4 BAR TABLE

N.T.S

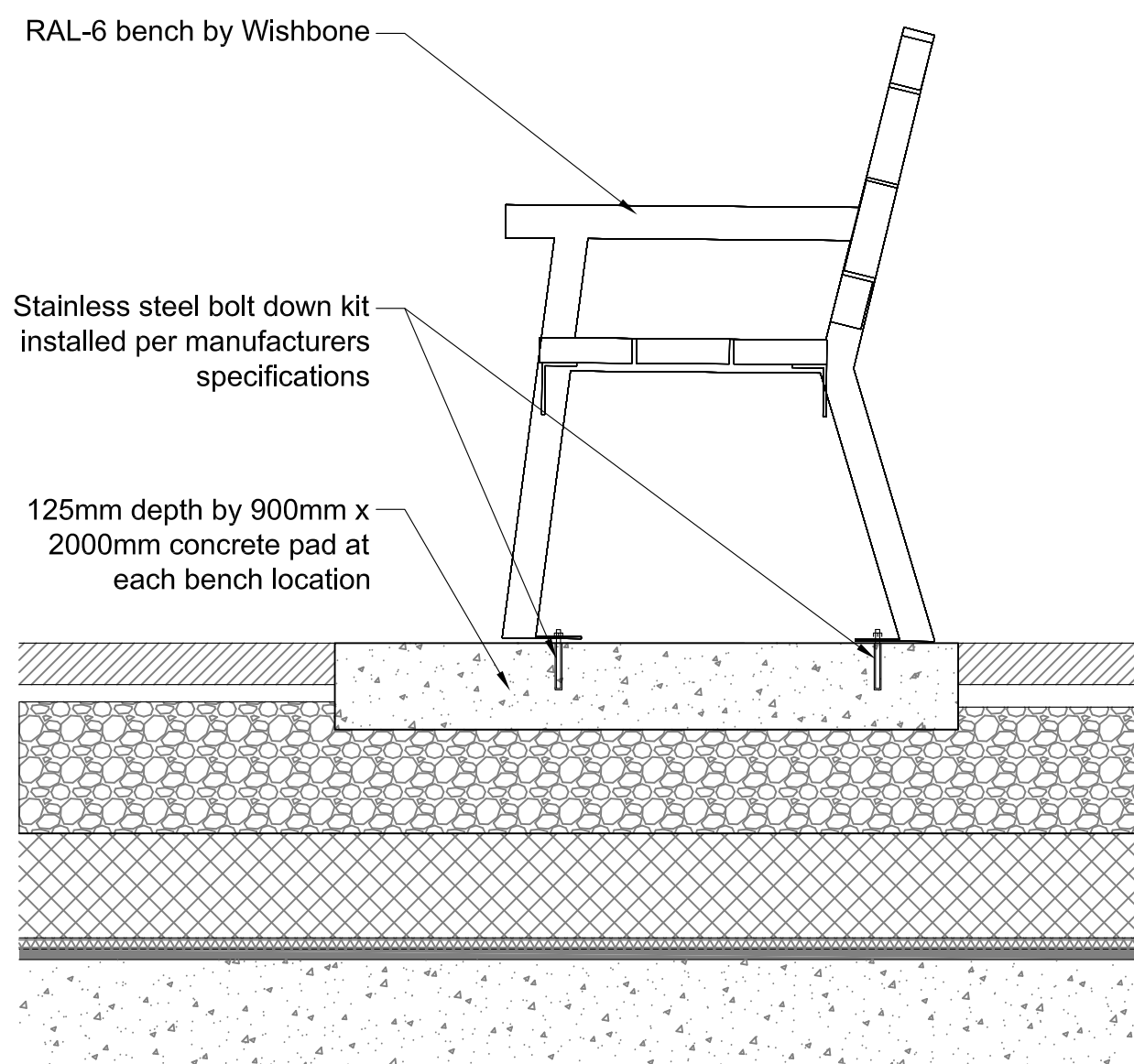


2 CEDAR FENCE

Scale 1:20

NOTES:

1. Install bench to manufacturers specifications.
2. Concrete pad to be included at all bench locations.
3. Size of concrete pad as noted on details unless shown otherwise on plans.
4. Or approved substitute.
5. Refer to concrete paving detail for additional information on concrete pad.



Bench
Model Number: MLB870-W
Size: 1765mm
Options: Center Arm
Wood Colour: IPE Wood
Metal Colour: Gloss Silver 14

Manufacturer: Maglin
maglin.com
Note: or approved equal



5 BENCH

N.T.S

No.	By:	Description	Date
8	KM	Issued for Development Permit	2023-04-18
7	KM	Issued for Development Permit	2023-02-24
6	KM	Re-Issued for Coordination	2023-02-17
5	KM	Re-Issued for Coordination	2023-02-10
4	KM	Issued for Coordination	2023-02-08
3	ET	Issued for Development Permit	2022-06-10
2	ET	Issued for Review	2022-05-31
1	SH	Issued for Review	2022-05-18

No.	By:	Description	Date
8	KM	Issued for Development Permit	2023-04-18
7	KM	Issued for Development Permit	2023-02-24
6	KM	Re-Issued for Coordination	2023-02-17
5	KM	Re-Issued for Coordination	2023-02-10
4	KM	Issued for Coordination	2023-02-08
3	ET	Issued for Development Permit	2022-06-10
2	ET	Issued for Review	2022-05-31
1	SH	Issued for Review	2022-05-18

REVISIONS TABLE FOR SHEET

Project:
PROVIDENCE / SUNDANCE

Location:
3401 Sundance Drive
West Kelowna, B.C.

Drawn: ET AH	Stamp:
Checked: SH	
Approved: APPROVED	Original Sheet Size: 24"x36"
Scale: AS SHOWN	CONTRACTOR SHALL CHECK ALL DIMENSIONS ON THE WORK AND REPORT ANY DISCREPANCY TO THE CONSULTANT BEFORE PROCEEDING. ALL DRAWINGS AND SPECIFICATIONS ARE THE EXCLUSIVE PROPERTY OF THE OWNER AND MUST BE RETURNED AT THE COMPLETION OF THE WORK. ALL REVISIONS TO DRAWINGS MUST NOT BE PRICED FOR CONSTRUCTION UNLESS LABELED ISSUED FOR TENDER/CONSTRUCTION.

Drawing Title:
DETAILS

VDZ Project #:
DP2022-16

Drawing #:
LD-03

