

West Kelowna Fire Rescue 2023 Q2

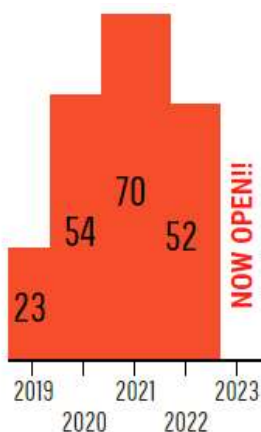


	OVERALL STRENGTH	Career Firefighters	Paid-On Call Firefighters	Admin & Chiefs	Prevention
Q2 2022	80.6	40	32	5.6	3
Q2 2023	93.6	43	40	6.6	4



Burning Permits

Open burning season ended April 30.



FireSmart Grants

2023 Grant program opened in July (grant delay)

\$\$\$ Lost & Saved



Dollars lost represents the value of property damaged due to fire events, while dollars saved represents the property value undamaged and saved. This metric is useful to evaluate the effectiveness of fire service.



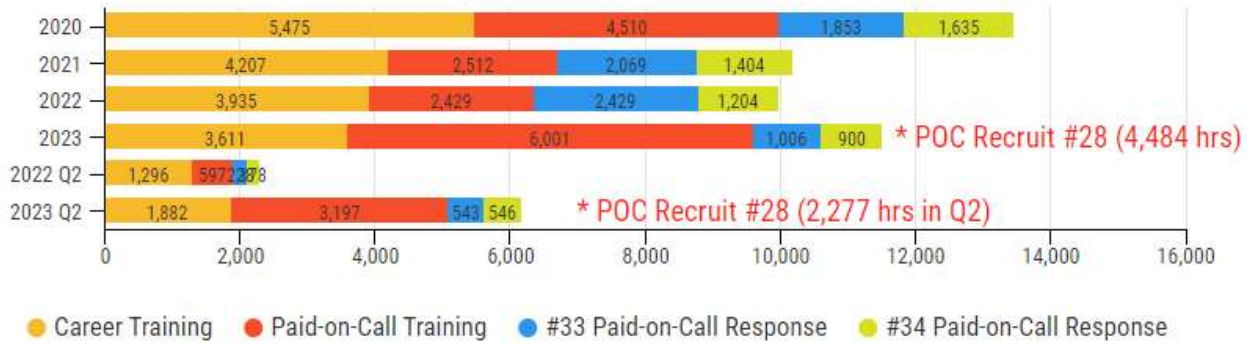
Fire Inspections Completed

COVID restrictions reduced inspections completed in 2020 and 2021

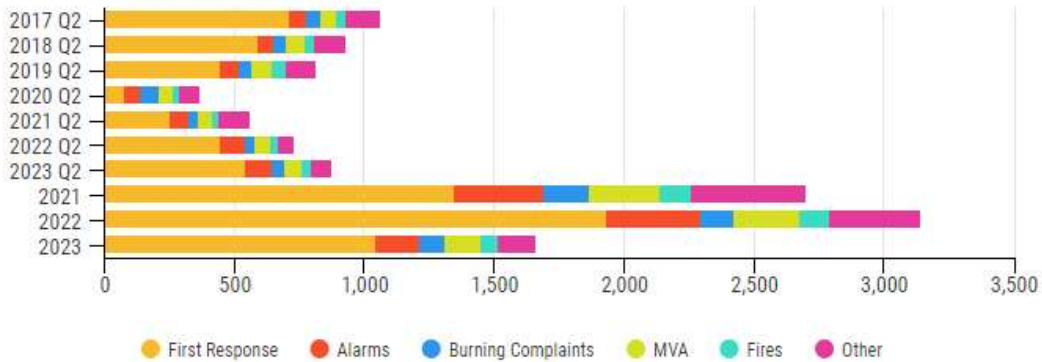
2019	957	332	Total: 1,289		
2020	664	368	Total: 1,032		
2021	283	156	116	410	Total: 965
2022	222	264	401	433	Total: 1,320
2023	226	233			YTD: 459

● Q1 ● Q2 ● Q1-3 ● Q4

Activity Hours

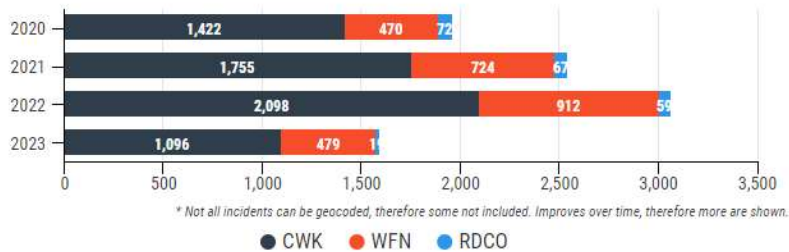


Incidents



Note: "Alarms" category in 2021 and 2022 has been corrected from the 2023 Q1 report due to a data entry error.

Incident Locations




FIRESMART
Family Day

1,000+ residents and visitors attended on May 27



New Facilities

In the second quarter, Fire House #30 and the Fire Training Centre have both been completed and staff have begun using the facilities. Having a centralized location for administration and fire department training will be a huge boost for the fire department.