

West Kelowna Fire Rescue 2023 Q3

The response to the McDougall Creek Fire, from August 15 – September 30 has skewed some stats in Q3. This includes dollar loss, response hours and inspections completed.



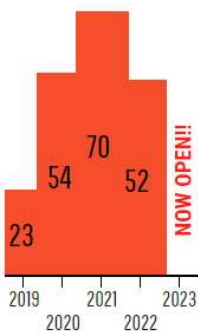
	OVERALL STRENGTH	Career Firefighters	Paid-On Call Firefighters	Admin & Chiefs	Prevention
Q3 2022	77.6	40	29	5.6	3
Q3 2023	93.6	43	40	6.6	4



● Q1 ● Q2
● Q3 ● Q4

Burning Permits

Open burning season ended April 30.

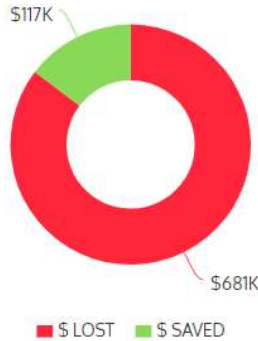


FireSmart Grants


2023 Grant program opened in July (grant delay)

\$\$\$ Lost & Saved

Q3 2022



Q3 2023

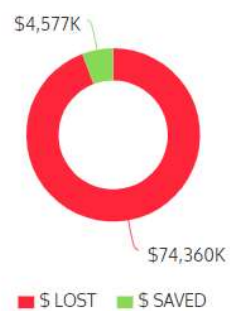


Dollars lost represents the value of property damaged due to fire events, while dollars saved represents the property value undamaged and saved. This metric is useful to evaluate the effectiveness of fire service.

2022 YTD



2023 YTD



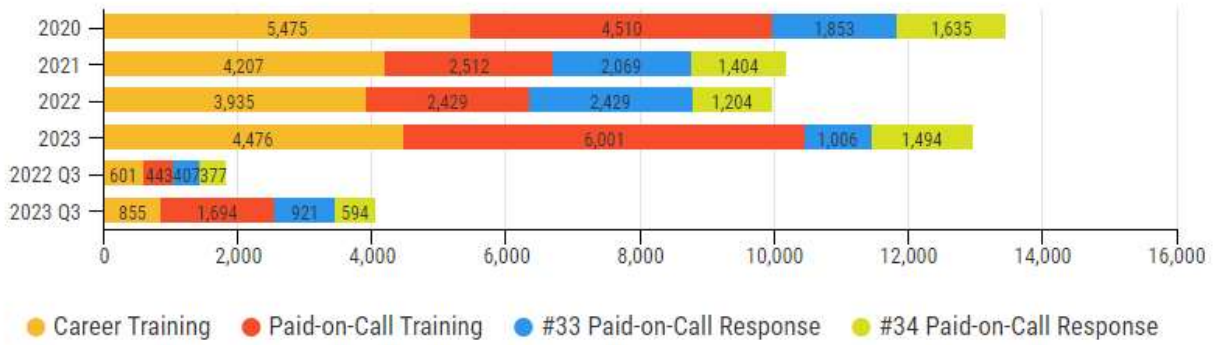
Fire Inspections Completed

COVID restrictions reduced inspections completed in 2020 and 2021

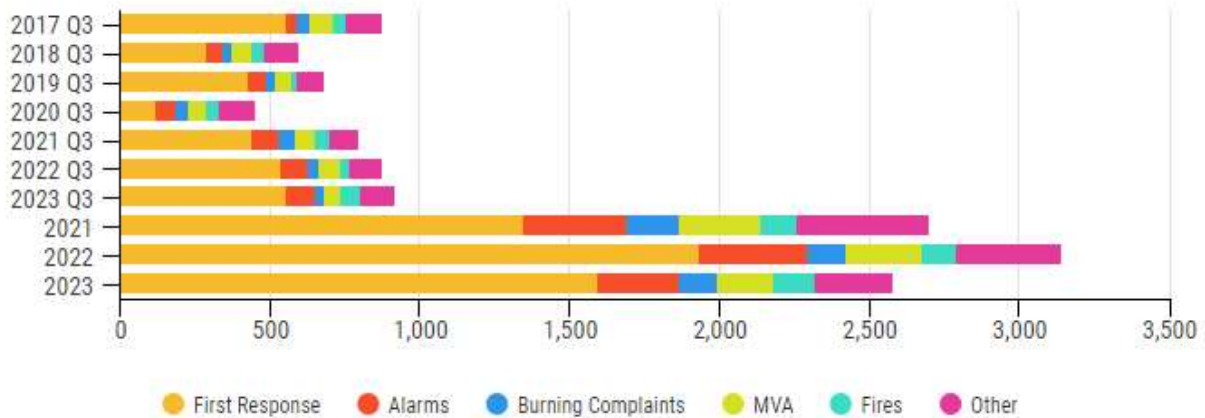
2019	957	332	Total: 1,289		
2020	664	368	Total: 1,032		
2021	283	156	116	410	Total: 965
2022	222	264	401	433	Total: 1,320
2023	226	233	56		YTD: 459

● Q1 ● Q2 ● Q1-3 ● Q4

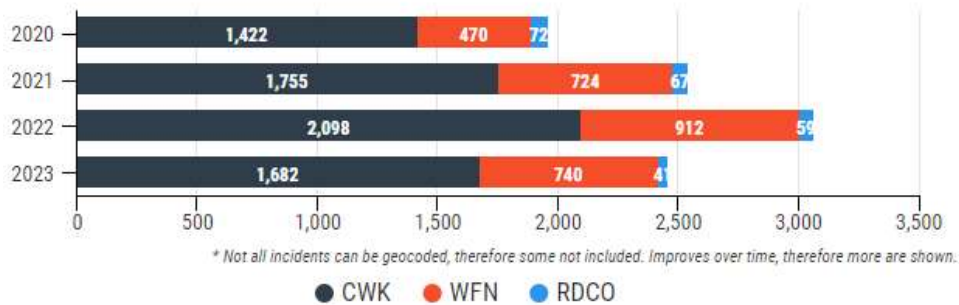
Activity Hours



Incidents



Incident Locations



Welcome R28!

WKFR congratulates the 15 members of Recruit Class #28 who completed their initial training and were assigned to their fire stations this quarter.

Station #33 (Rose Valley) - 8 members

Station #34 (Glenrosa) - 7 members

7,475

Hours

of WKFR staff time responding to the McDougall Creek Wildfire.