

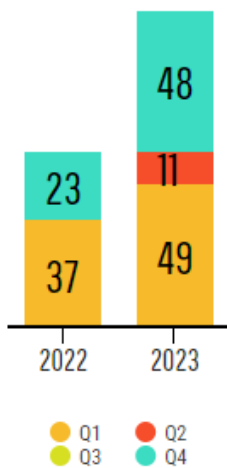
# West Kelowna Fire Rescue 2023 Q4

The response to the McDougall Creek Fire, from August 15 – September 30 has skewed some stats in 2023. This includes dollar loss, response hours and inspections completed.



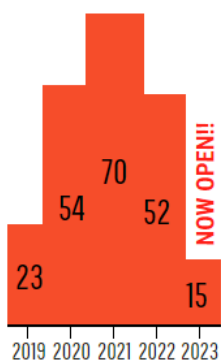
	OVERALL STRENGTH	Career Firefighters	Paid-On Call Firefighters	Admin & Chiefs	Prevention
Q4 2022	79.6	42	28	5.6	4
Q4 2023	93.6	43	40	6.6	4

## \$\$\$ Lost & Saved



## Burning Permits

Open burning season  
Nov 1 - Apr 30



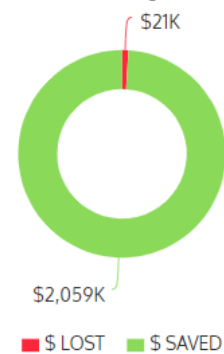
## FireSmart Grants

2023 Grant program opened in July (grant delay)

### Q4 2022

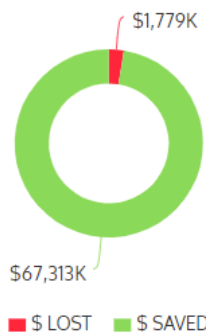


### Q4 2023

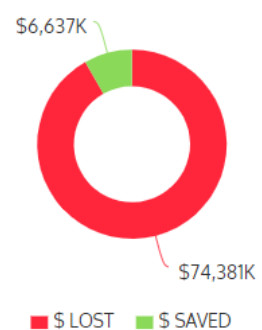


Dollars lost represents the value of property damaged due to fire events, while dollars saved represents the property value undamaged and saved. This metric is useful to evaluate the effectiveness of fire service.

### 2022 YTD



### 2023 YTD



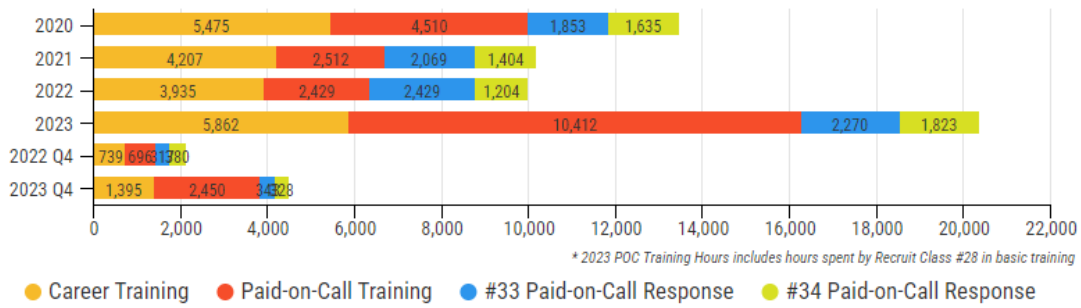
## Fire Inspections Completed

COVID restrictions reduced inspections completed in 2020 and 2021. McDougall Creek Wildfire reduced inspections in Q3 & Q4 2023.

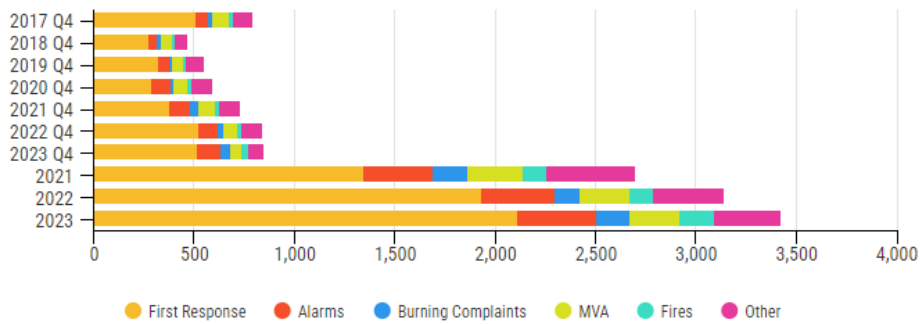
Year	Q1	Q2	Q3	Q4	Total
2019	957	332	0	0	Total: 1,289
2020	664	368	0	0	Total: 1,032
2021	283	156	116	410	Total: 965
2022	222	264	401	433	Total: 1,320
2023	226	233	56	299	YTD: 814

● Q1 ● Q2 ● Q3 ● Q4

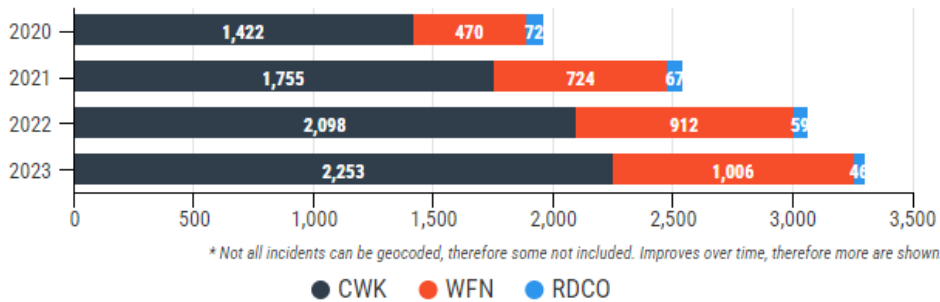
## Activity Hours



## Incidents



## Incident Locations



# \$42,038

worth of **FOOD** raised by the WFKR Food Drive  
12,003 pounds of food + \$3508.68 in cash donations

## Smoke Alarms Save Lives

# 55% (▼2%)

**DID NOT** have a smoke alarm present, working smoke alarm or installed properly

- 68 homes visited in October 2023
- 40 homes assessed
- 19 new alarms installed
- No cost to residents