



# WEST KELOWNA POLICE SERVICES

## West Kelowna Policing Priorities

### 2025 Q1 Report




#### West Kelowna Community Highlights

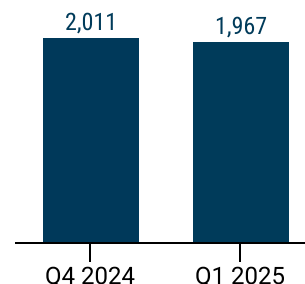
- This quarter the Indigenous Policing Services (IPS) held their third annual RCMP/Constable Neil Bruce charity basketball game to promote Truth and Reconciliation. The game was also an introduction to the upcoming cultural programs presented by IPS to students at various schools in the community.
- This quarter we saw an influx of un-housed people in the downtown core. West Kelowna officers conducted regular proactive patrols of KANDU alley, Lion's Hall, as well as many other hotspots in the community to deter drug usage and loitering.
- The West Kelowna Traffic unit conducted enforcement in high collision locations throughout West Kelowna and Peachland. They also conducted distracted driver and seatbelt enforcement. These initiatives generated numerous driving infractions.
- During a routine traffic stop officers located a couple in a vehicle. Officers determined that the passenger had three outstanding CDSA warrants and was transported to Kelowna Cells. During the arrest of the passenger the officers observed a small Ziploc bag in the vehicle that contained illicit drugs. The bag contained a small number of pills along with over 350 grams of Fentanyl. The vehicle was impounded and the driver was arrested for Possession of a Controlled Substance. Still under investigation.
- Officers worked tirelessly in apprehending an individual involved in a string of mischief files that occurred in the Pinot Noir Drive neighbourhood. A suspect was arrested; Report to Crown Counsel submitted.
- During proactive patrols in the area of Louie Drive, officers observed two individuals inside an idling U-Haul vehicle with drug paraphernalia in plain view to the officers. Incidental search of the vehicle found an airsoft handgun, 32 grams of cocaine, and a prohibited taser. Report to Crown Counsel submitted.
- Stolen Kelowna bait car was tracked from Kelowna to West Kelowna where it was eventually shut down by officers on Bartley Road. The driver was arrested for Possession of Stolen Property and Theft of a Motor Vehicle. Driver was given numerous violation tickets, as well as, a 3-day Immediate Roadside Prohibition. Driver released on an Undertaking.
- Officers executed a Search Warrant at a residence after extensive video canvassing yielded evidence to support charges against the individual for multiple break and enters at a local business. Suspect arrested and the vehicle was seized as evidence with association to the offence.
- Home invasion - still under investigation.
- Break and Enter to a local business where unknown vehicle rammed into the front entrance, ransacked the store, and managed to tear the ATM apart. Fingerprint identification deemed unsuitable.
- Proactive patrols in the area of Butt Road and Highway 97 led to a traffic stop for excessive speed. Vehicle was driving 50 km an hour over the posted speed limit; violation ticket was issued and the vehicle was impounded for 7 days.
- Officers were dispatched to a suspicious vehicle file. The vehicle had no insurance, driver was prohibited from driving and placed under arrest. Fraudulent money was located inside the vehicle and seized for destruction. Report to Crown Counsel submitted.
- Officer located a vehicle that had been reported numerous times for stunt driving in the community. The vehicle sped away despite emergency lights being activated by the officer. Later the officer reacquired sight of the vehicle, activated emergency lights and sirens and the vehicle eventually came to a stop. Driver placed under arrest and issued a violation ticket for multiple fines, as well a 7-day vehicle impoundment.
- Body worn cameras were implemented this quarter.

#### CALLS FOR SERVICE

2025 Q1 ZONE COMPARISONS



2024 Q4 and 2025 Q1 WEST KELOWNA COMPARISONS



#### MEMBER STRENGTH (ESTABLISHMENT)

# OF RCMP MEMBERS	# OF GD MEMBERS	MUNICIPAL	PROVINCIAL	PEACHLAND	INDIGENOUS POLICING SERVICES	VACANCY RATES (MUNICIPAL & PROVINCIAL)	# OF WSO's
58	34	38	14	4	3	7	0

\*Vacancy Rates include long-term ODS, Maternity/Paternity/Suspension

\*Vacancy Stats are compiled on the first day of each quarter



## PRIORITY: REINFORCE ROAD SAFETY

OBJECTIVE	MEASURABLE	Current Quarter	Previous Quarter	YTD (Q1-Q4)
Increase visibility of Traffic Enforcement Officers	Number of police officers in the traffic unit	2		2
	Number of school zone initiatives	23		23
Target impaired driving by alcohol and drug	Number of impaired driving violations & recommended charges	0		0
	Number of immediate roadside prohibitions	20		20
	Number of 24 hours suspension by drug or alcohol	7		7
	Number of impaired driving initiatives	2		2
Reduce motor vehicle collisions	Number of MVI over/under \$10,000	41		41
	Number of motor vehicle incident fatalities	1		1
	Number of motor vehicle incident injuries	10		10
	Number of speeding violations	34		34
	Number of excessive speeding violations	31		31
Target prohibited drivers	Number of recommended charges submitted to BC Prosecution Service for prohibited drivers removed from the road	1		1
Traffic offences	Notice and Orders/Warnings	35		35
	Electronic Devices	40		40



## PRIORITY: REDUCE AND PREVENT PROPERTY CRIME

OBJECTIVE	MEASURABLE	Current Quarter	Previous Quarter	YTD (Q1-Q4)
Reduce residential and commercial break and enters	Number of residential break and enters	7		7
	Number of commercial break and enters	10		10
Enhance external communication to increase public awareness and decrease crimes of opportunity	Number of police-led crime reduction public education releases based on crime trends	See Note*		
Increase the number of recommended charges for theft under \$5,000 with a focus on theft from auto and recidivism in shoplifting	Number of files where recommended theft under \$5,000 charges are forwarded to BC Prosecution Service	0		0
	Number of files where recommended theft under \$5,000 from Motor Vehicle charges are forwarded to BC Prosecution Service	1		1
	Number of files where recommended theft under \$5,000 for shoplifting charges are forwarded to BC Prosecution Service	3		3
	Number of stolen vehicles	13		13
	Number of theft from Motor Vehicles	25		25
Implement intelligence-led projects & initiatives focused on repeat and problem offender	Number of curfew checks	107		107
	Number of bait vehicle deployments	See Note*		

\* West Kelowna CRU deployed to General Duty



## PRIORITY: ABATE VIOLENT CRIME




































Objective	Measurable	Current Quarter	Previous Quarter	YTD (Q1-Q4)
Form and begin staffing a new Pro-Active Enforcement Team to address rising violent crime	Number of police officers in the Pro-Active Enforcement Team	0		0
Reduce Assaults	Number of common assaults	39		39
	Number of sexual assaults	7		7
	Number of assault with weapon or CBH	6		6
	Number of uttering threats/harassment	18		18
Raise awareness of intimate partner violence and availability of support programs	Number of violence in relationships files	49		49
Increase visibility in violent crime hot spot areas	Number of homicides	0		0
	Number of attempt murder	0		0
	Number of robberies	2		2
Disrupt mid-high level criminal activity in West Kelowna	Number of files where recommended drug charges are forwarded to BC Prosecution Service	5		5
	Number of drug investigations	21		21
	Number of firearms seized	4		4

\*We have the Constable position selected for the Pro-Active Enforcement team, however, we are awaiting the Corporal position to be finalized



## MISCELLANEOUS FILES

OBJECTIVE	MEASURABLE	Current Quarter	Previous Quarter	YTD (Q1-Q4)
Miscellaneous	Sudden death	19		19
	Missing persons	6		6
	Fraud	39		39
	False alarm	45		45
	Mental health	59		59
	Dropped 911	38		38
	Disturbing the peace	63		63
	Noise Bylaws	14		14

Q1 - 2025 stats for West Kelowna, Provincial, WFN, Rural and Peachland						West Kelowna 4 -Year Annual Trend				
	West Kelowna	Provincial Not Including WFN	WFN	Total Provincial Area	Peachland	2021	2022	2023	2024	4-Year Annual Trend Line
<b>TOTAL CALLS FOR SERVICE</b>	<b>1967</b>	<b>494</b>	<b>1102</b>	<b>1596</b>	<b>238</b>	<b>9160</b>	<b>8539</b>	<b>8255</b>	<b>8492</b>	
Homicide	0	0	0	0	0	0	1	0	0	
Attempt Murder	0	0	0	0	0	1	0	0	1	
Robbery	2	0	1	1	0	6	9	2	11	
Common Assault	39	11	20	31	2	228	178	199	179	
Assault w/Weapon or CBH	6	2	1	3	1	39	43	50	49	
Sexual Assault	7	2	4	6	0	31	22	31	24	
Violence In Relationships	49	13	17	30	8	194	159	156	180	
Utter Threats / Harassment	18	5	9	14	0	129	107	118	143	
<b>TOTAL VIOLENT OFFENCES</b>	<b>121</b>	<b>33</b>	<b>52</b>	<b>85</b>	<b>11</b>	<b>628</b>	<b>519</b>	<b>556</b>	<b>587</b>	
B & E Business	10	1	7	8	0	70	73	58	81	
B & E Residential	7	2	1	3	0	44	61	31	33	
Stolen Vehicles	13	4	9	13	0	90	94	47	57	
Theft from MV	25	15	5	20	2	224	247	133	173	
<b>TOTAL PROPERTY OFFENCES</b>	<b>55</b>	<b>22</b>	<b>22</b>	<b>44</b>	<b>2</b>	<b>428</b>	<b>475</b>	<b>269</b>	<b>344</b>	
Notice & Orders / Warnings	35	*see note	*see note	30	8	69	180	177	183	
Electronic Device	40	*see note	*see note	16	1	**	18	35	31	
Refusal	0	0	0	0	0	5	2	1	6	
24 hour suspension (drug or alcohol)	7	0	4	4	3	30	6	13	29	
12 hour suspension (drug or alcohol)	13	0	3	3	1	34	25	34	22	
Warn (3, 7 or 30 day)	5	1	3	4	0	9	23	11	17	
Fail ASD - 90 day	14	3	9	12	2	34	89	50	46	
Refuse ASD - 90 day	1	0	1	1	0	12	14	10	11	
MVI Fatal	1	0	0	0	1	0	3	0	2	
MVI Injury	10	10	5	15	4	12	45	42	45	
All other MVI	41	49	33	82	9	127	333	285	237	
<b>TOTAL TRAFFIC OFFENCES</b>	<b>167</b>	<b>63</b>	<b>58</b>	<b>167</b>	<b>29</b>	<b>332</b>	<b>738</b>	<b>658</b>	<b>629</b>	
Disturbing the Peace	63	5	25	30	4	255	219	212	246	
Noise Bylaws	14	1	7	8	0	228	167	160	157	
Sudden Death	19	2	10	12	1	46	52	75	60	
Missing Persons	6	9	3	12	2	61	69	66	51	
Fraud	39	5	20	25	8	94	133	134	188	
False Alarm	45	2	20	22	2	316	382	363	276	
Mental Health	59	21	37	58	2	228	205	199	241	
Dropped 911	38	19	20	39	3	237	187	248	182	
<b>OTHER NOTABLE OFFENCES</b>	<b>283</b>	<b>64</b>	<b>142</b>	<b>206</b>	<b>22</b>	<b>1465</b>	<b>1414</b>	<b>1457</b>	<b>1401</b>	

\* Motor Vehicle statistical information for 2023 and going forward will encompass all traffic infractions including unfounded. Additionally, MVI PRIME Scoring was altered in 2023 which caused a large increase in numbers

\*\*Electronic Devices statistics have a 2 year retention - 2021 statistics have purged

\*\*Unable to capture the provincial hardcopy tickets, for notice & orders/warnings and electronic devices, separately