



WEST KELOWNA POLICE SERVICES

West Kelowna Policing Priorities

2025 Q2 Report



West Kelowna Community Highlights

- This quarter officers conducted regular proactive patrols of areas of concern in and around West Kelowna.
- During proactive sobriety checks on the W.R. Bennett Bridge over 250 vehicles were inspected. Numerous prohibitions and violation tickets were issued.
- Officers received a theft from motor vehicle file where the complainant's wallet was stolen and the credit cards were used at various locations throughout West Kelowna. Through investigation officers located and arrested the suspect with possession of the wallet. During CPIC queries, it was determined that the suspect had a Canada-wide warrant for Kidnapping out of Calgary. A UTA issued for the local offences. Calgary Police escorted suspect back to Alberta.
- Officers were dispatched to a marine incident involving a female in distress on the lake approximately 200 meters from the shoreline. The police boat was deployed and officers quickly rescued the female from the water. Emergency Health Services transported the female to Kelowna General Hospital for further assessment.
- General Duty officers and Police Dog Services (PDS) were dispatched to a break and enter / trespass-by-night file in progress. PDS utilized the drone and located the suspect trying to hide inside the business. Members arrested the suspect and released him on a UTA.
- During an arrest for a suspect on a parole violation, police learned that the suspect was wanted for three outstanding warrants for breach of probation and child pornography. Suspect arrested and held for court on new charges.
- Officers were dispatched to a complaint of a stranger assault on a 90-year-old female at a local hotel. Suspect located, arrested and remanded. File still under investigation.
- During proactive enforcement the Crime Reduction Unit (CRU) officers observed illegal cigarettes in plain view inside a vehicle. Occupants of the vehicle were arrested under the Excise Act (Tobacco) and officers seized multiple cartons of illegal cigarettes for disposal.
- Through proactive patrols officers located a suspicious vehicle. Queries of the plate revealed that the registered owner had two unendorsed warrants for his arrest for the highest risk intimate partner violence out of Kelowna. Suspect was arrested and transported to Kelowna cells to be held for court.
- The Target Enforcement Team conducted a covert Dial-A-Dope trafficking investigation; cocaine, cash, and cell phones were seized.
- The Target Enforcement Team contacted a drug line to arrange a meet up point to purchase crack cocaine. CRU conducted the traffic stop and the suspect was arrested. Search incident to arrest located a folding knife, crack cocaine, cocaine, methamphetamine, cash and cell phones.
- A search warrant was executed by the Target Enforcement Team at a local well-known drug residence. The Emergency Response Team (ERT) executed the entry into the residence. Occupants of the residence barricaded themselves inside the residence and refused to exit. After some time, ERT deployed gas into the residence and the three individuals exited the residence and taken into custody. As a result of the search the following was located: replica hand guns, fentanyl, methamphetamine, cocaine, approximately \$2,500 in cash and a stolen e-bike worth \$7,000.
- During proactive enforcement the Target Enforcement Team officers located a suspect in a vehicle believed to be involved in drug trafficking. The investigation led officers to determine the suspect was associated to the Brothers Keepers Crime Group. It was believed the suspect swallowed the evidence prior to officers making contact. Suspect was issued multiple violation tickets and vehicle was towed.
- The Target Enforcement Team initiated a CDSA trafficking investigation and successfully obtained evidence of an individual trafficking drugs in West Kelowna. The investigation is continuing with charges expected to be forwarded in the immediate future.
- Target Enforcement Team concluded a drug trafficking file with a second evidence purchase. A suspect was arrested for Trafficking. Methamphetamine, a cellphone and cash was seized. The vehicle, a work truck, was seized for the investigation. Drug charges will be sought.

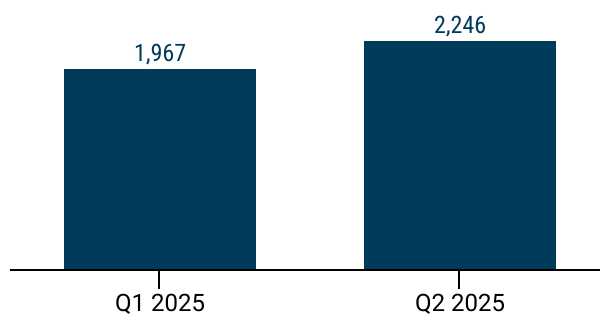
CALLS FOR SERVICE

2025 Q2 ZONE COMPARISONS



● WEST KELOWNA ● PEACHLAND
● PROVINCIAL (excluding WFN) ● PROVINCIAL (WFN)

2025 Q1 AND 2025 Q2 WEST KELOWNA COMPARISONS



MEMBER STRENGTH (ESTABLISHMENT)

# OF RCMP MEMBERS	# OF GD MEMBERS	MUNICIPAL	PROVINCIAL	PEACHLAND	INDIGENOUS POLICING SERVICES	VACANCY RATES (MUNICIPAL & PROVINCIAL)	# OF WSO's
58	34	37	14	4	3	8	2

*Vacancy Rates include long-term ODS, Maternity/Paternity/Suspension

*Vacancy Stats are compiled on the first day of each quarter



PRIORITY: REINFORCE ROAD SAFETY

OBJECTIVE	MEASURABLE	Current Quarter	Previous Quarter	YTD (Q1-Q4)
Increase visibility of Traffic Enforcement Officers	Number of police officers in the traffic unit	2	2	2
	Number of school zone initiatives (Traffic)	53	23	76
	Number of school zone initiatives (Community Policing)	5	0	5
Target impaired driving by alcohol and drug	Number of impaired driving violations & recommended charges	0	0	0
	Number of immediate roadside prohibitions	31	20	51
	Number of 24 hours suspension by drug or alcohol	9	7	16
	Number of impaired driving initiatives	5	2	7
Reduce motor vehicle collisions	Number of MVI over/under \$10,000	54	41	95
	Number of motor vehicle incident fatalities	0	1	1
	Number of motor vehicle incident injuries	16	10	26
	Number of speeding violations	21	34	55
	Number of excessive speeding violations	6	31	37
Target prohibited drivers	Number of recommended charges submitted to BC Prosecution Service for prohibited drivers removed from the road	2	1	3
Traffic offences	Notice and Orders/Warnings	99	35	134
	Electronic Devices	118	40	158



PRIORITY: REDUCE AND PREVENT PROPERTY CRIME

OBJECTIVE	MEASURABLE	Current Quarter	Previous Quarter	YTD (Q1-Q4)
Reduce residential and commercial break and enters	Number of residential break and enters	13	7	20
	Number of commercial break and enters	12	10	22
Enhance external communication to increase public awareness and decrease crimes of opportunity	Number of police-led crime reduction public education releases based on crime trends	1	0	1
Increase the number of recommended charges for theft under \$5,000 with a focus on theft from auto and recidivism in shoplifting	Number of files where recommended theft under \$5,000 charges are forwarded to BC Prosecution Service	5	0	5
	Number of files where recommended theft under \$5,000 from Motor Vehicle charges are forwarded to BC Prosecution Service	0	1	1
	Number of files where recommended theft under \$5,000 for shoplifting charges are forwarded to BC Prosecution Service	19	3	22
	Number of stolen vehicles	13	13	26
	Number of theft from Motor Vehicles	39	25	64
Implement intelligence-led projects & initiatives focused on repeat and problem offender	Number of curfew checks	62	107	169
	Number of bait vehicle deployments	2	0	2

















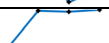















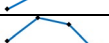





PRIORITY: ABATE VIOLENT CRIME

Objective	Measurable	Current Quarter	Previous Quarter	YTD (Q1-Q4)
Form and begin staffing a new Target Enforcement Team to address rising violent crime	Number of police officers in the Target Enforcement Team	3	0	3
Reduce Assaults	Number of common assaults	59	39	98
	Number of sexual assaults	5	7	12
	Number of assault with weapon or CBH	18	6	24
	Number of uttering threats/harassment	46	18	64
Raise awareness of intimate partner violence and availability of support programs	Number of violence in relationships files	51	49	100
Increase visibility in violent crime hot spot areas	Number of homicides	0	0	0
	Number of attempt murder	1	0	1
	Number of robberies	1	2	3
Disrupt mid-high level criminal activity in West Kelowna	Number of files where recommended drug charges are forwarded to BC Prosecution Service	2	5	7
	Number of drug investigations	21	21	42
	Number of firearms seized	23	4	27



MISCELLANEOUS FILES

OBJECTIVE	MEASURABLE	Current Quarter	Previous Quarter	YTD (Q1-Q4)
Miscellaneous	Sudden death	14	19	33
	Missing persons	12	6	18
	Fraud	32	39	71
	False alarm	46	45	91
	Mental health	68	59	127
	Dropped 911	51	38	89
	Disturbing the peace	77	63	140
	Noise Bylaws	32	14	46

	Q2 - 2025 Stats West Kelowna, Provincial, WFN, Rural and Peachland					West Kelowna 4 -Year Annual Trend				
	West Kelowna	Provincial Not Including WFN	WFN	Total Provincial Area	Peachland	2021	2022	2023	2024	4-Year Annual Trend Line
TOTAL CALLS FOR SERVICE	2246	789	1064	1853	341	9160	8539	8255	8492	
Homicide	0	0	0	0	0	0	1	0	0	
Attempt Murder	1	0	1	1	0	1	0	0	1	
Robbery	1	1	3	4	0	6	9	2	11	
Common Assault	59	20	15	35	8	228	178	199	179	
Assault w/Weapon or CBH	18	0	5	5	2	39	43	50	49	
Sexual Assault	5	3	3	6	1	31	22	31	24	
Violence In Relationships	51	9	10	19	2	194	159	156	180	
Utter Threats / Harassment	46	13	22	35	2	129	107	118	143	
TOTAL VIOLENT OFFENCES	181	46	59	105	15	628	519	556	587	
B & E Business	12	1	46	47	0	70	73	58	81	
B & E Residential	13	4	7	11	0	44	61	31	33	
Stolen Vehicles	13	4	8	12	4	90	94	47	57	
Theft from MV	39	10	18	28	4	224	247	133	173	
TOTAL PROPERTY OFFENCES	77	19	79	98	8	428	475	269	344	
Notice & Orders / Warnings	99	*see note	*see note	36	21	69	180	177	183	
Electronic Device	118	*see note	*see note	16	11	**	18	35	31	
Refusal	0	0	0	0	1	5	2	1	6	
24 hour suspension (drug or alcohol)	9	0	5	5	1	30	6	13	29	
12 hour suspension (drug or alcohol)	5	1	2	3	0	34	25	34	22	
Warn (3, 7 or 30 day)	12	2	4	6	2	9	23	11	17	
Fail ASD - 90 day	16	3	5	8	0	34	89	50	46	
Refuse ASD - 90 day	3	0	2	2	0	12	14	10	11	
MVI Fatal	0	0	0	0	0	0	3	0	2	
MVI Injury	16	21	7	28	1	12	45	42	45	
All other MVI	54	36	49	85	11	127	333	285	237	
TOTAL TRAFFIC OFFENCES	332	63	74	189	48	332	738	658	629	
Disturbing the Peace	77	5	35	40	8	255	219	212	246	
Noise Bylaws	32	6	3	9	5	228	167	160	157	
Sudden Death	14	8	8	16	3	46	52	75	60	
Missing Persons	12	12	7	19	4	61	69	66	51	
Fraud	32	13	23	36	6	94	133	134	188	
False Alarm	46	29	21	50	6	316	382	363	276	
Mental Health	68	17	26	43	6	228	205	199	241	
Dropped 911	51	16	15	31	10	237	187	248	182	
OTHER NOTABLE OFFENCES	332	106	138	244	48	1465	1414	1457	1401	

* Motor Vehicle statistical information for 2023 and going forward will encompass all traffic infractions including unfounded. Additionally, MVI PRIME Scoring was altered in 2023 which caused a large increase in numbers

**Electronic Devices statistics have a 2 year retention - 2022 statistics have purged

**Unable to capture the provincial hardcopy tickets, for notice & orders/warnings and electronic devices, separately