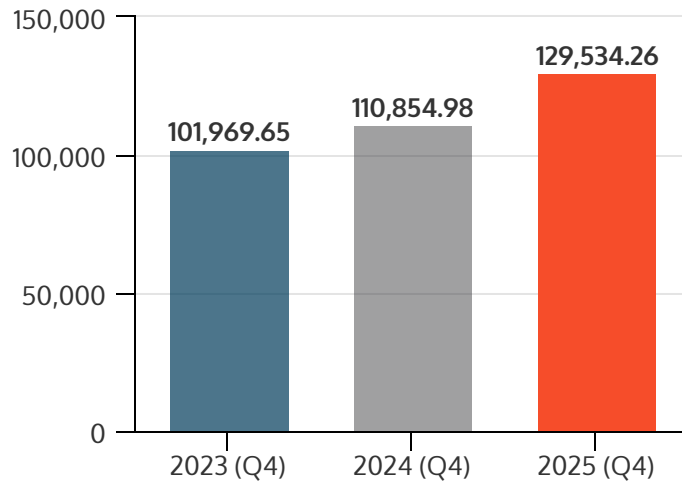
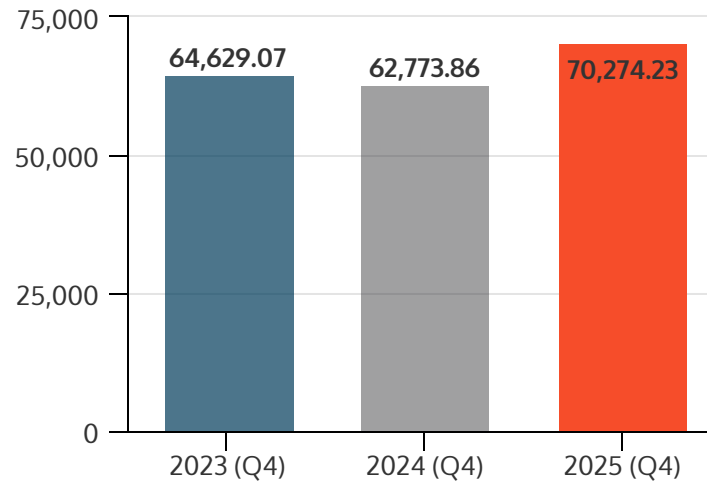


Recreation and Facilities Q4 - 2025

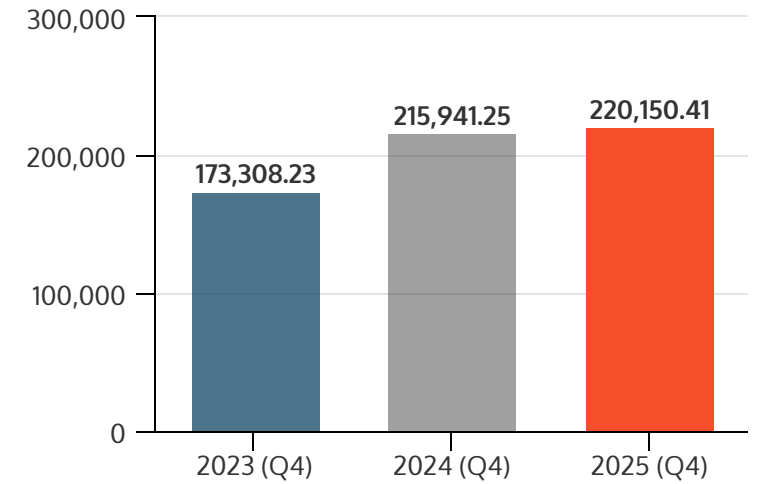
Children Programs 2025 (\$)



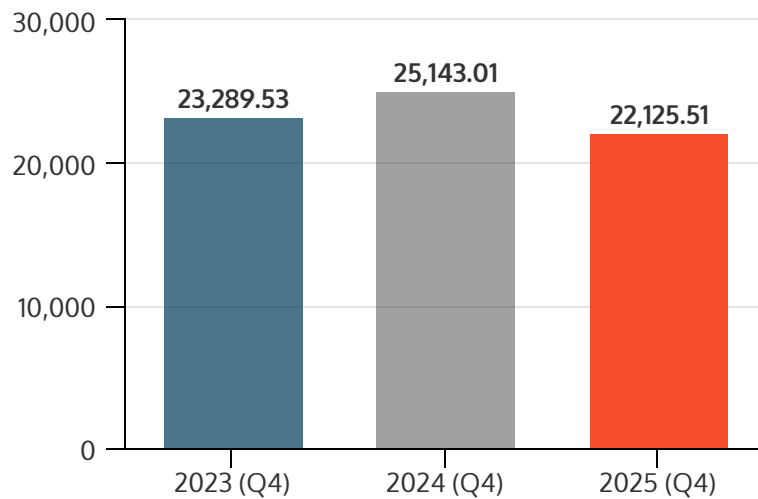
Adult Programs 2025 (\$)



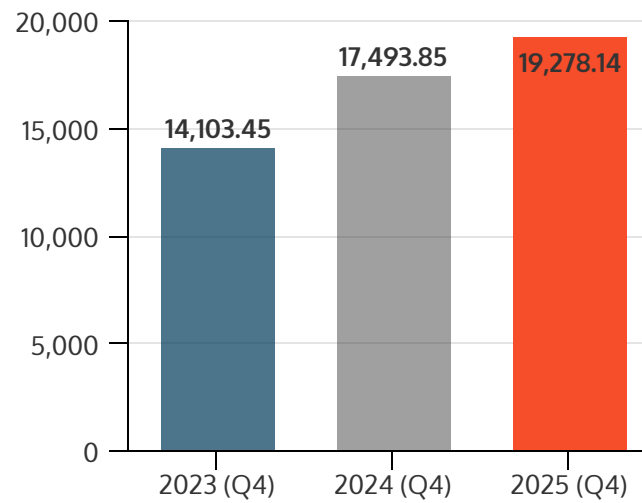
Arenas 2025 (\$)



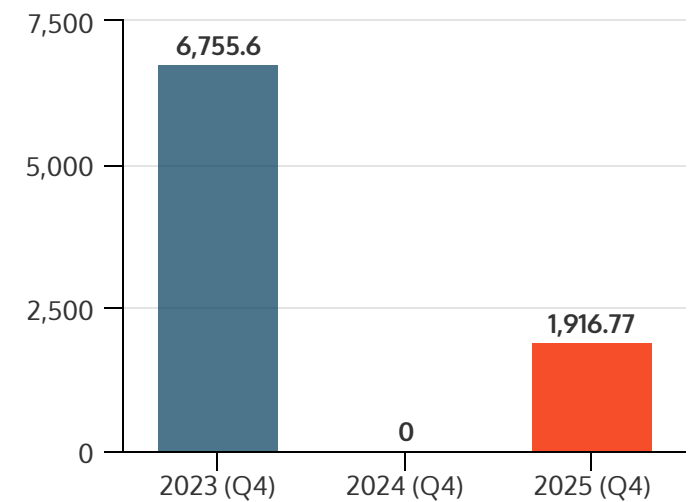
Sports Dome 2025 (\$)



Lions Hall 2025 (\$)



Lakeview Hall 2025 (\$)



Quarterly Stats - Recreation & Culture 2020 - 2025

Arena Rentals	2020	2021	2022	2023	2024	2025	Notes
Q1	\$ 122,962.83	\$ 99,406.96	\$ 150,389.65	\$ 178,193.79	\$ 211,671.19	\$ 212,050.93	
Q2	\$ 7,229.00	\$ 64,289.79	\$ 126,378.10	\$ 125,971.75	\$ 129,846.98	\$ 159,292.64	
Q3	\$ 29,137.19	\$ 87,895.80	\$ 141,590.86	\$ 138,383.73	\$ 166,696.76	\$ 112,611.92	Loss of revenue due to arena closure (\$75K)
Q4	\$ 128,109.21	\$ 151,467.40	\$ 178,970.32	\$ 173,308.23	\$ 215,941.25	\$ 220,150.41	
	\$ 287,438.23	\$ 403,059.95	\$ 597,328.93	\$ 615,857.50	\$ 724,156.18	\$ 704,105.90	
Multipurpose Sport Dome							
Q1	\$ 22,696.25	\$ 24,258.86	\$ 30,479.51	\$ 35,382.04	\$ 45,414.66	\$ 40,679.54	
Q2	\$ -	\$ 1,620.24	\$ 6,540.62	\$ 5,881.47	\$ 6,497.20	\$ 6,972.50	
Q3	\$ -	\$ 8,719.43	\$ 2,606.77	\$ 1,196.04	\$ 3,790.65	\$ 1,803.30	Less private rental space available -Increased CWK Programs
Q4	\$ 6,397.50	\$ 14,772.51	\$ 17,392.42	\$ 23,289.53	\$ 25,143.01	\$ 22,125.51	Less private rental space available -Increased CWK Programs
	\$ 29,093.75	\$ 49,371.04	\$ 57,019.32	\$ 65,749.08	\$ 80,845.52	\$ 71,580.85	
Westbank Lions Hall							
Q1	\$ 14,152.07	\$ 6,207.15	\$ 11,804.00	\$ 4,903.09	\$ 12,445.75	\$ 20,414.85	
Q2	\$ 128.92	\$ 15,386.10	\$ 10,809.65	\$ 20,946.20	\$ 21,927.11	\$ 21,351.74	
Q3	\$ 3,899.27	\$ 15,000.00	\$ 9,911.33	\$ 7,683.31	\$ 12,260.14	\$ 8,930.87	Less private rental space available -Increased CWK Programs
Q4	\$ 8,755.28	\$ 15,000.00	\$ 16,680.21	\$ 14,103.45	\$ 17,493.85	\$ 19,278.14	Less private rental space available -Increased CWK Programs
	\$ 26,935.54	\$ 51,593.25	\$ 49,205.19	\$ 47,636.05	\$ 64,126.85	\$ 69,975.60	
Lakeview Heights Community Hall							
Q1	\$ 2,525.65	\$ 274.80	\$ 3,941.50	\$ 5,531.95	\$ 7,068.00	\$ -	Lakeview Hall Closed
Q2	\$ 153.64	\$ 284.80	\$ 4,641.20	\$ 4,883.60	\$ 800.15	\$ -	Lakeview Hall Closed
Q3	\$ 1,392.85	\$ 2,948.43	\$ 3,238.45	\$ 3,588.27	\$ -	\$ -	Lakeview Hall Closed
Q4	\$ 1,975.88	\$ 2,137.12	\$ 5,506.83	\$ 6,755.60	\$ -	\$ 1,916.77	Lakeview Hall Re-opened December 1st, 2025
	\$ 6,048.02	\$ 5,645.15	\$ 17,327.98	\$ 20,759.42	\$ 7,868.15	\$ 1,916.77	
Parks /Sports Fields							
Q1	\$ -	\$ 730.93	\$ -	\$ -	\$ -	\$ -	
Q2	\$ 6,424.74	\$ 15,876.68	\$ 24,701.87	\$ 34,741.55	\$ 39,299.38	\$ 34,659.19	WS Soccer - reduced field rentals
Q3	\$ 345.47	\$ 5,903.89	\$ 13,084.14	\$ 16,629.38	\$ 23,133.41	\$ 16,697.18	WS Soccer - reduced field rentals
Q4	\$ 2,526.34	\$ 2,552.21	\$ 3,965.80	\$ 5,692.29	\$ 6,418.07	\$ 9,637.71	
	\$ 9,296.55	\$ 25,063.71	\$ 41,751.81	\$ 57,063.22	\$ 68,850.86	\$ 60,994.08	
Children Programs							
Q1	\$ 31,295.67	\$ 50,563.66	\$ 58,420.08	\$ 76,586.06	\$ 102,705.05	\$ 106,963.40	
Q2	\$ 312.86	\$ 34,603.22	\$ 51,094.06	\$ 71,460.95	\$ 75,783.33	\$ 74,166.19	
Q3	\$ 35,021.66	\$ 50,128.60	\$ 57,589.30	\$ 86,402.50	\$ 120,958.98	\$ 136,672.25	
Q4	\$ 37,953.63	\$ 61,809.21	\$ 76,530.93	\$ 101,969.65	\$ 110,854.98	\$ 129,534.26	
	\$ 104,583.82	\$ 197,104.69	\$ 243,634.37	\$ 336,419.16	\$ 410,302.34	\$ 447,336.10	
Adult Programs							
Q1	\$ 18,810.24	\$ 9,426.51	\$ 37,463.27	\$ 46,280.73	\$ 48,752.02	\$ 53,375.69	
Q2	\$ 69.19	\$ 7,064.05	\$ 12,299.08	\$ 17,235.30	\$ 18,744.68	\$ 20,904.17	
Q3	\$ 5,674.26	\$ 3,078.82	\$ 3,040.73	\$ 3,145.65	\$ 3,213.01	\$ 3,465.76	
Q4	\$ 19,283.77	\$ 45,716.43	\$ 53,463.93	\$ 64,629.07	\$ 62,773.86	\$ 70,274.23	
	\$ 43,837.46	\$ 65,285.81	\$ 106,267.01	\$ 131,290.75	\$ 133,483.57	\$ 148,019.85	
Annual Total	\$ 507,233.37	\$ 797,123.60	\$ 1,112,534.61	\$ 1,274,775.18	\$ 1,489,633.47	\$ 1,503,929.15	