


West Kelowna Fire Rescue 2026 Q1



	OVERALL STRENGTH	Career Firefighters	Paid-On Call Firefighters	Admin & Chiefs	Prevention
Q1 2025	99	42	47	7	3
Q1 2026	113	44	58	7	4

Note: 18 newly hired POC Firefighters started Jan 6, 2026

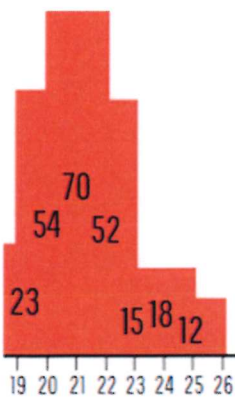
\$\$\$ Lost & Saved



Q1 Q2
Q3 Q4

Burning Permits

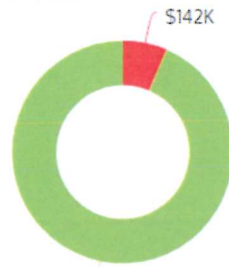
Open burning season scheduled to end April 30



FireSmart Grants

2026 Program being evaluated

Q1 2025



\$ S LOST \$ S SAVED

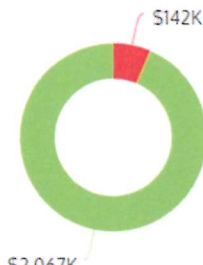
Q1 2026



\$ S LOST \$ S SAVED

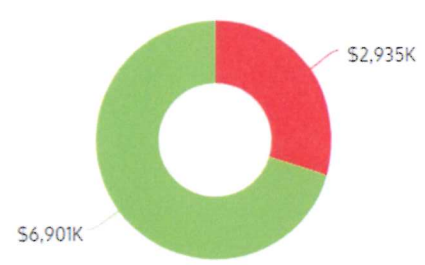
Dollars lost represents the value of property damaged due to fire events, while dollars saved represents the property value undamaged and saved. This metric is useful to evaluate the effectiveness of fire service.

2025 YTD



\$ S LOST \$ S SAVED

2026 YTD



\$ S LOST \$ S SAVED

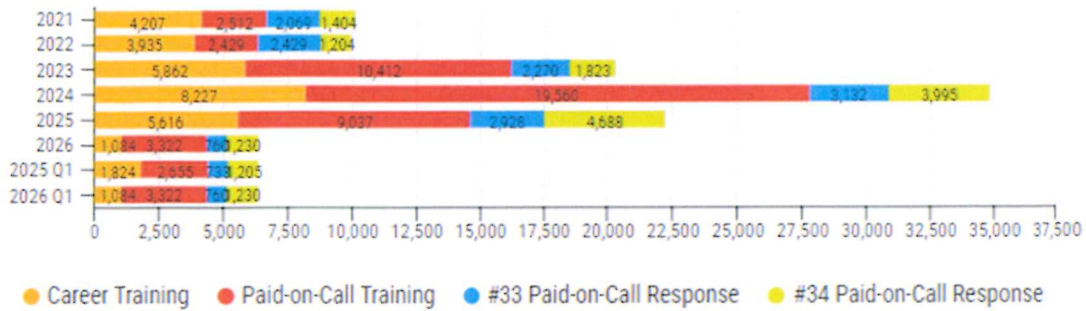
Fire Inspections Completed

COVID restrictions reduced inspections completed in 2020 and 2021. McDougall Creek Wildfire reduced inspections in Q3 & Q4 2023.

Year	Q1	Q2	Q1-3	Q4	Total
2020	664	368			Total: 1,032
2021	283	156	116	410	Total: 965
2022	222	264	401	433	Total: 1,320
2023	226	233	56	299	Total: 814
2024	294	315	330	282	Total: 1,221
2025	195	236	316	315	Total: 1,062
2026	227				

Q1 Q2 Q1-3 Q4

Activity Hours

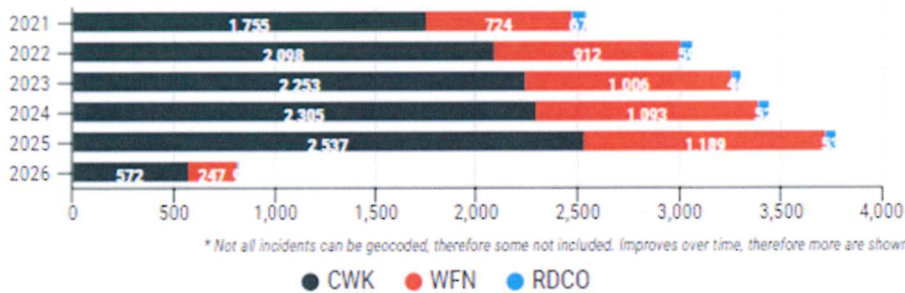


* 2023/24 POC Training Hours includes hours spent by Recruit Classes in basic training
 * 2025 POC Training Hours decreased as there was no POC Recruit Class in 2025

Incidents



Incident Locations



* Not all incidents can be geocoded, therefore some not included. Improves over time, therefore more are shown.



18

New Paid-On-Call Recruits

POC Recruit Class #30 commenced training on January 6, 2026. These men and women will train on Saturdays, Sundays and Tuesday evenings until they are ready for service in June.



Electric Rescue Tools

After early approval in the 2026 Budget, new ELECTRIC Rescue Tools have arrived. Firefighters have been trained and the new tools are now in service. This upgrade to our rescue technology allows rescuers to cut through high-tensile steel found in newer automobiles using battery power.



WEST KELOWNA POLICE SERVICES

West Kelowna Policing Priorities

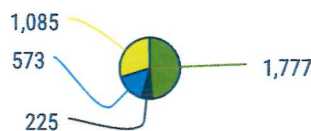
2026 Q1 Report - Community Highlights



- Officers continue to conduct regular pro-active patrols in various 'hot spot' locations throughout the City of West Kelowna, WFN and Peachland.
- This quarter, the Traffic Unit conducted many proactive impaired driving initiatives.
- The Traffic Section, with assistance from the West Kelowna Crime Reduction Unit, has been taking proactive steps to address community concerns regarding motorists failing to stop for school buses. Officers accompanied school bus drivers on their routes and monitored busy pickup and drop off locations throughout West Kelowna. This initiative aims to identify and address drivers who do not stop when buses activate their flashing red lights and extend their stop signs, while children are boarding or exiting.
- A dumpster fire at FRIND winery was deemed arson. Still under investigation (SUI).
- The Indigenous Policing Section (IPS) hosted the fourth annual community basketball game this quarter. The team consisted of IPS, Westbank First Nation (WFN) Chief and Council, Mayor of West Kelowna, CNB students, officers and staff from the West Kelowna RCMP. This event was organized to strengthen relationships between local youth, elders, the WFN community, the broader West Kelowna community, and the police. The event also served as a fundraiser, with proceeds supporting youth-focused Truth and Reconciliation initiatives.
- This quarter, the Crime Reduction Unit (CRU) targeted shoplifters, resulting in 18 related incidents. These efforts led to multiple investigations, some of which may result in charges, referrals to Restorative Justice and store bans. Additionally, approximately \$3,000 in stolen merchandise was recovered.
- CRU had three pro-active files resulting in CDSA seizures, along with a recovery of a replica firearm.
- With the assistance of the Emergency Response Team (ERT), a search warrant was executed at a well-known residence. During the search, 2 handguns, 2 ballistics vests, various CDSA pills, fentanyl mixing equipment and a drug press, as well as assorted stolen property, and \$11,000 in cash were seized. The file is SUI.
- A break and enter in progress was reported at a local storage compound. Officers attended and established containment while awaiting the Police Dog Service (PDS). Upon arrival, PDS and officers tracked the suspect into a neighbouring storage yard. The suspect was arrested, transported to Kelowna Cells, and held for bail hearing.
- This quarter, there were two separate incidents involving individuals unlawfully in Canada. The individuals were directed to attend an in-person hearing with Vancouver Immigration.
- A plain clothes officer witnessed a male driver and passenger as they drove past him in the parking lot. The suspect vehicle parked and waited for City workers to exit the lot. The suspects then exited their vehicle and entered the City yard. The officer called for backup, and upon their arrival the officers entered the compound, located the suspects, and made an arrest. The suspect was subsequently released on an Undertaking (UTA), and the vehicle was impounded for 7 days.
- Officers conducting proactive patrols observed a suspicious vehicle parked the wrong direction in front of a stop sign. Upon contact with the driver, an officer observed a rifle on the passenger-side floorboard. The driver was arrested, and a search was conducted for officer safety. During a subsequent search of the vehicle incidental to arrest, officers located methamphetamine, a Glock 9mm handgun with a prohibited-capacity magazine within the same pouch, and plastic brass knuckles. The driver was exhibiting signs of impairment by a drug and was issued a 24-hour driving prohibition. The vehicle was impounded, and the driver was lodged in cells overnight for release by way of Undertaking.

CALLS FOR SERVICE

2026 Q1 ZONE COMPARISONS



● WEST KELOWNA ● PEACHLAND
● PROVINCIAL (excluding WFN) ● PROVINCIAL (WFN)

2025 Q4 AND 2026 Q1 WEST KELOWNA COMPARISONS



MEMBER STRENGTH (ESTABLISHMENT)

# OF RCMP MEMBERS	# OF GD MEMBERS	MUNICIPAL	PROVINCIAL	PEACHLAND	INDIGENOUS POLICING SERVICES	VACANCY RATES (MUNICIPAL & PROVINCIAL)	# OF WSO's
61	32	40	15	4	3	8	2

*Vacancy Rates include long-term ODS, Maternity/Paternity/Suspension
 *Vacancy Stats are compiled on the first day of each quarter



PRIORITY: REINFORCE ROAD SAFETY

OBJECTIVE	MEASURABLE	2025 Q4	Q1	Q2	Q3	Q4	YTD (Q1-Q4)
Increase visibility of Traffic Section	Number of police officers in the traffic section	3	3				3
	Number of school zone initiatives - Traffic Unit	85	60				60
	Number of school zone initiatives - Community Policing	4	0				0
Target impaired driving by alcohol and drug	Number of impaired driving violations and recommended charges	2	8				8
	Number of immediate roadside prohibitions	29	48				48
	Number of 24 hours suspension by drug or alcohol	4	11				11
Reduce motor vehicle collisions	Number of MVI over/under \$10,000	75	138				138
	Number of motor vehicle incident fatalities	0	0				0
	Number of motor vehicle incident injuries	16	29				29
	Number of speeding violations	75	151				151
	Number of excessive speeding violations	0	6				6
Target prohibited drivers	Number of recommended charges submitted to BC Prosecution Service for prohibited drivers removed from the road	0	0				0
	Violation Tickets	337	538				538
Traffic offences	Notice and Orders/Warnings	148	327				327
	Electronic Devices	48	60				60



PRIORITY: REDUCE AND PREVENT PROPERTY CRIME

OBJECTIVE	MEASURABLE	2025 Q4	Q1	Q2	Q3	Q4	YTD (Q1-Q4)
Reduce residential and commercial break and enters	Number of residential break and enters	4	12				12
	Number of commercial break and enters	8	14				14
Increase the number of recommended charges for theft under \$5,000 with a focus on theft from auto and recidivism in shoplifting	Number of files where recommended theft under \$5,000 charges are forwarded to BC Prosecution Service	3	3				3
	Number of files where recommended theft under \$5,000 from Motor Vehicle charges are forwarded to BC Prosecution Service	2	0				0
	Number of files where recommended theft under \$5,000 for shoplifting charges are forwarded to BC Prosecution Service	2	38				38
	Number of stolen vehicles	7	34				34
Implement intelligence-led projects & initiatives focused on repeat and problem offender	Number of theft from Motor Vehicles	36	48				48
	Number of curfew checks	143	176				176
	Number of bait vehicle deployments	2	5				5



PRIORITY: ABATE VIOLENT CRIME

Objective	Measurable	2025 Q4	Q1	Q2	Q3	Q4	YTD (Q1-Q4)
Form and begin staffing a new Drug Section to address rising gang/drug trafficking/weapons	Number of police officers in the Drug Section	4	4				4
Reduce Assaults	Number of common assaults	50	73				73
	Number of sexual assaults	7	9				9
	Number of assault with weapon or CBH	14	22				22
	Number of uttering threats/harassment	27	64				64
Raise awareness of intimate partner violence and availability of support programs	Number of violence in relationships files	41	64				64
Increase visibility in violent crime hot spot areas	Number of homicides	0	0				0
	Number of attempt murder	0	0				0
	Number of robberies	2	2				2
Disrupt mid-high level criminal activity in West Kelowna	Number of files where recommended drug charges are forwarded to BC Prosecution Service	11	5				5
	Number of drug investigations	65	55				55
	Number of firearms seized	20	19				19



MISCELLANEOUS FILES

OBJECTIVE	MEASURABLE	2025 Q4	Q1	Q2	Q3	Q4	YTD (Q1-Q4)
Miscellaneous	Sudden death	16	37				37
	Missing persons	14	38				38
	Fraud	49	69				69
	False alarm	17	54				54
	Mental health	61	101				101
	Dropped 911	42	80				80
	Disturbing the peace	53	69				69
	Noise Bylaws	25	47				47

	Q1 - 2026 Stats West Kelowna, Provincial, WFN, Rural and Peachland					West Kelowna 4 -Year Annual Trend				
	West Kelowna	Provincial Not Including WFN	WFN	Total Provincial Area	Peachland	2022	2023	2024	2025	4-Year Annual Trend Line
TOTAL CALLS FOR SERVICE	1777	573	1085	1658	225	8539	8255	8492	8660	
Homicide	0	0	0	0	0	1	0	0	0	
Attempt Murder	0	0	0	0	0	0	0	1	1	
Robbery	1	0	0	0	1	9	2	11	6	
Common Assault	41	7	22	29	3	178	199	179	193	
Assault w/Weapon or CBH	11	3	5	8	3	43	50	49	59	
Sexual Assault	5	3	1	4	0	22	31	24	25	
Violence In Relationships	32	12	17	29	4	159	156	180	196	
Utter Threats / Harassment	34	9	16	25	5	107	118	143	113	
TOTAL VIOLENT OFFENCES	124	34	61	95	16	519	556	587	593	
B & E Business	14	0	6	6	1	73	58	81	44	
B & E Residential	6	2	3	5	1	61	31	33	25	
Stolen Vehicles	13	5	10	15	2	94	47	57	41	
Theft from MV	25	7	10	17	5	247	133	173	123	
TOTAL PROPERTY OFFENCES	58	14	29	43	9	475	269	344	233	
Notice & Orders / Warnings	180	*see note	*see note	135	12	180	177	183	360	
Electronic Device	53	*see note	*see note	7	0	18	35	31	240	
Refusal	1	0	1	1	2	2	1	6	2	
24 hour suspension (drug or alcohol)	9	0	1	1	0	6	13	29	31	
12 hour suspension (drug or alcohol)	4	0	3	3	0	25	34	22	31	
Warn (3, 7 or 30 day)	4	3	7	10	0	23	11	17	27	
Fail ASD - 90 day	20	4	9	13	1	89	50	46	51	
Refuse ASD - 90 day	2	0	1	1	0	14	10	11	7	
MVI Fatal	0	0	0	0	0	3	0	2	2	
MVI Injury	13	9	6	15	1	45	42	45	73	
All other MVI	43	50	34	84	11	333	285	237	313	
TOTAL TRAFFIC OFFENCES	329	66	62	270	27	738	658	629	1137	
Possession (PPT) / Trafficking	7	0	8	8	0	11	11	14	170	
Disturbing the Peace	41	3	23	26	2	219	212	246	249	
Noise Bylaws	27	6	12	18	2	167	160	157	125	
Missing Persons	19	11	7	18	0	69	66	51	47	
Fraud	36	14	14	28	5	133	134	188	173	
False Alarm	23	15	14	29	2	382	363	276	137	
Mental Health	57	9	30	39	5	205	199	241	242	
OTHER NOTABLE OFFENCES	210	58	108	166	16	1175	1134	1159	1143	

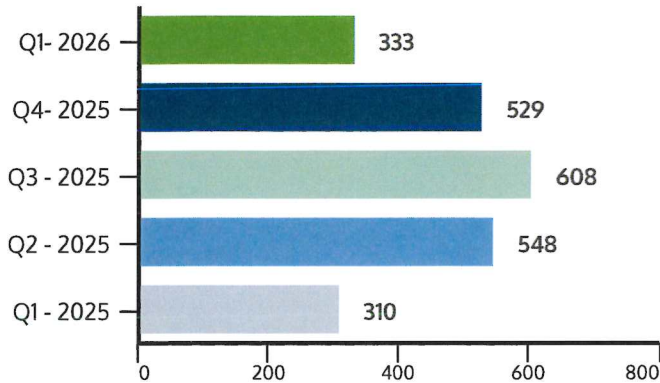
* Motor Vehicle statistical information for 2023 and going forward will encompass all traffic infractions including unfounded.

**Electronic Devices statistics have a 2 year retention - 2022 statistics have purged

**Unable to capture the provincial hardcopy tickets, for notice & orders/warnings and electronic devices, separately

Bylaw Services Q1 - 2026

Bylaw - Calls for Service

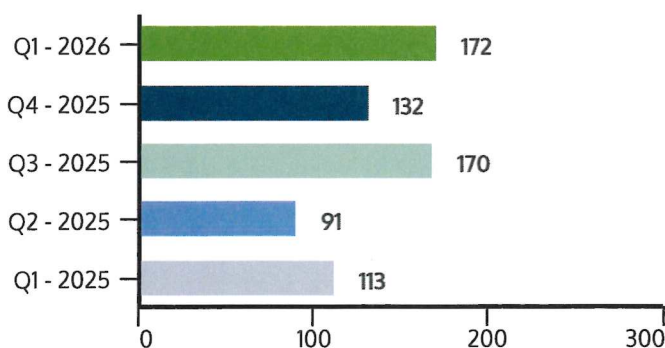


- In Q1, Bylaw opened 333 new investigation files. 52 files remain active.
- 76 Bylaw Offence Notices, and 61 Warnings were issued.
- Bylaw increased patrols by general duty officers for community safety and continued efforts in tackling non-permitted parking and signage throughout the community.
- There was an increase in number of contracted clean ups and services in Q1, targeting construction-related unsightliness and persistent problem properties.
- All officers have transitioned to a consolidated data entry process for unsheltered matters, aligning with a reduction in Parks & Public Spaces bylaw files and a corresponding rise in Unsheltered files.



- Traffic Bylaw (148)
- Good Neighbour (62)
- Signs (41)
- Zoning (19)
- Assist Other CWK Dept. (17)
- Solid Waste Management (12)
- Other (11)
- Parks & Public Spaces (8)
- Building Regulations (5)
- Short Term Rentals (3)
- Secondary Suites (3)
- Business Licensing (2)
- Fire Regulations (2)

Unsheltered - Calls for Service



- Westbank Centre remains the primary area for the unsheltered community.
- Bylaw observed fewer unsheltered individuals than the seasonal average, along with fewer long term encampments identified or reported.

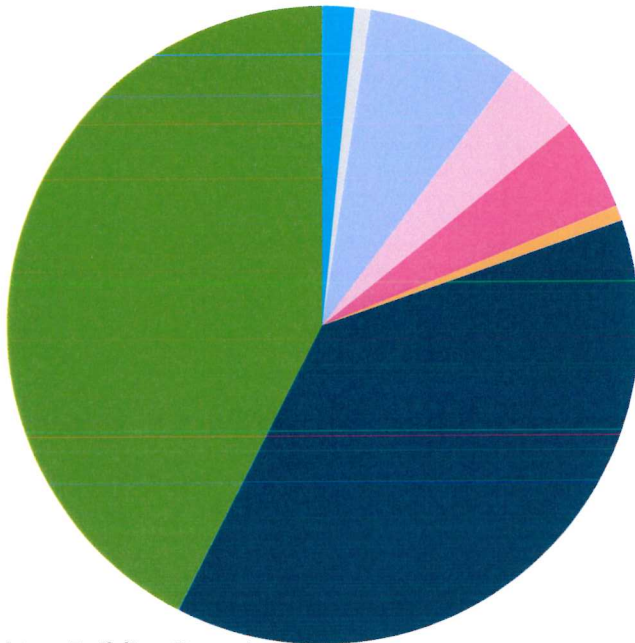


- Proactive Patrols (97)
- Request for Patrols (25)
- Camps/Structures/Vehicles (22)
- Wellness Checks (18)
- Abandoned Chattel/Community Clean Ups (10)

Development Services Q1 - 2026

Building

Building Permit Types



- Single Family Dwellings (2)
- Single Family Dwellings w suite (0)
- Carriage Houses (1)
- Secondary Suite- Conversion To Include (10)
- Multi-Family Dwellings (5)
- Swimming Pools (6)
- Residential Demolitions (1)
- Residential Additions/Alterations (48)
- Other (54)

*Other includes: Detached Accessory Buildings, Signs, Sewer and Water Servicing Connections, Commercial/Institutional/Agricultural (New Construction, Additions and Alterations)

Q1 Highlights – Building Department

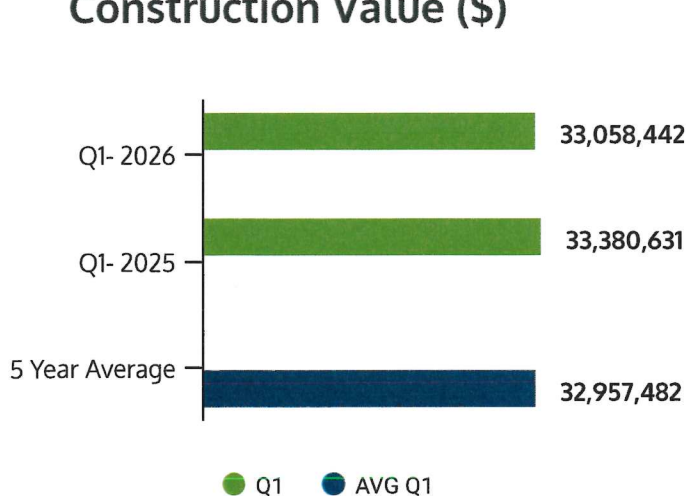
Inspections:

- 751 inspections were performed in Q1. Of these inspections, 35 were related to Business Licensing in support of application approvals.

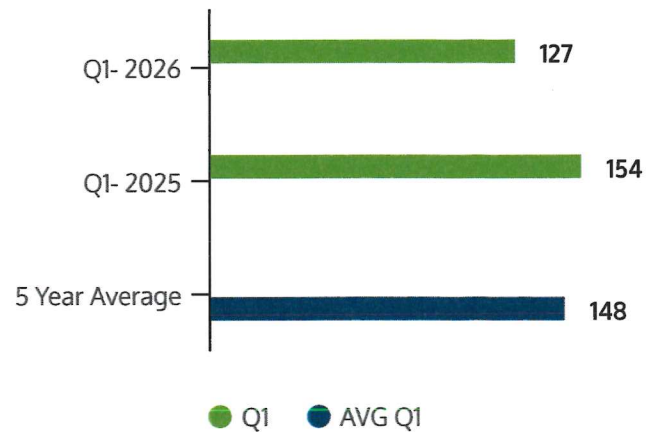
Permit Trends:

- Q1 Exhibits steady residential development activity, particularly for additions, alterations and secondary suite construction.

Construction Value (\$)



Building Permits Issued



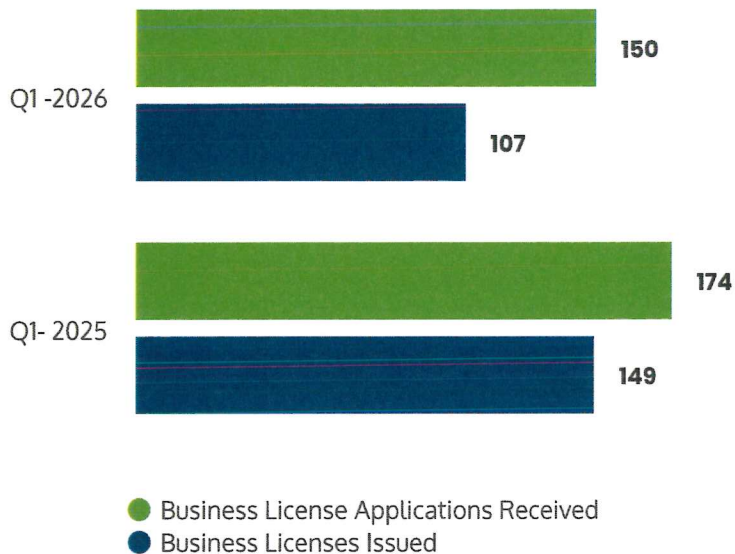
*Q1 2026 is compared to an average of Q1 2025.

**The five-year average includes data from 2022 through 2026. Year-to-date comparisons will be reported following the completion of Q2.

Development Services Q1 - 2026

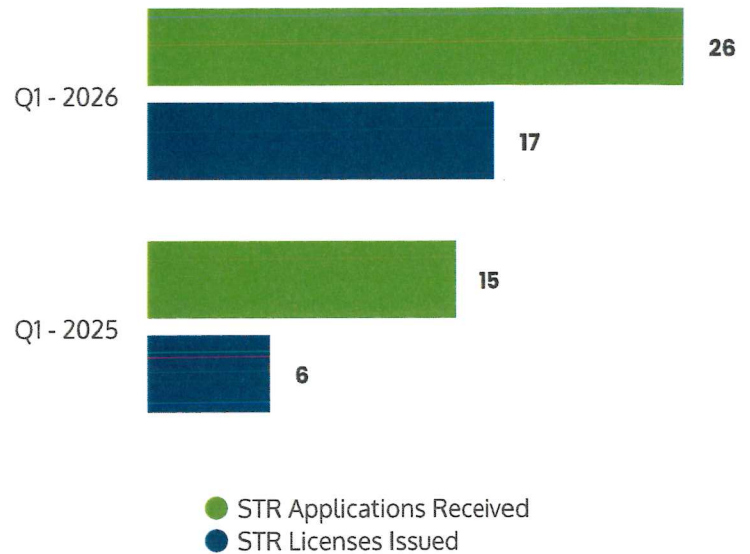
Business Licensing

Business Licenses Q1



*Most of the delinquent licenses are waiting for building permit compliance prior to license approval

Short Term Rentals Q1



*Of the above 26 STR applications, 12 are for STRs, 8 are for STR B&B and 6 are for New Resort Zone.

Business Licensing Overview:

- The total number of active business licenses in West Kelowna is 2,288. With 2082 renewals to date.
- Of the 2,288, The City has issued 835 Intercommunity Business Licenses, including both new and renewed.
- As of April 1st 2026, there are 379 active Short Term Rentals, comprised of 122 Resort Accommodations, 126 Bed and Breakfast STRs, 127 STRs and 4 Agri-Tourism Units.

Q1 2026 STR Enforcement



- There have been 3 investigations conducted, resulting in enforcement action for 1 property and a total fine of \$100. No enforcement files have carried over from 2025, as all prior investigations closed.

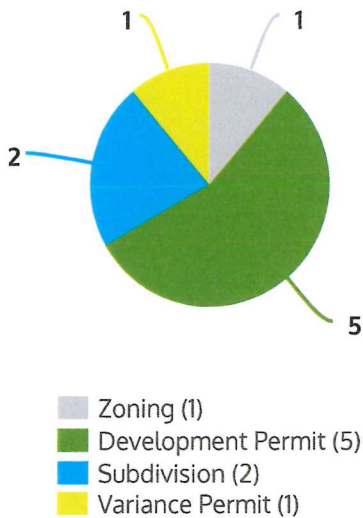
*Q1 2026 is compared to an average of Q1 2025.

**The five-year average includes data from 2022 through 2026. Year-to-date comparisons will be reported following the completion of Q2

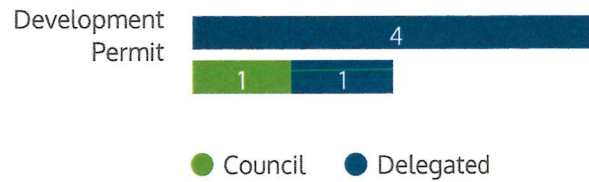
Development Services Q1 - 2026

Planning

Planning Applications Received




Planning Applications Considered Council vs Delegated



- Council considered 4 items for Zoning Amendments/ Development Variance Permit, with 1 adopted, 2 given 1st, 2nd & 3rd readings, and 1 considered.
- Council considered 6 items for Long-Range project files.

Planning Applications Received



*Q1 2026 is compared to an average of Q1 2025.

**The five-year average includes data from 2022 through 2026. Year-to-date comparisons will be reported following the completion of Q2.

Development Services Q1 - 2026

Planning

Approved By Delegated Authority

Development Permits

DP 25-04.01, Goats Peak PH2

Amendment to a Hillside, Sensitive Terrestrial and Wildfire DP to facilitate a 48-lot subdivision.

DP 25-06, Glen Eagles PH3

Hillside and Wildfire Development Permit to facilitate a 51-lot subdivision.

DP 26-01, Green Bay Rd

Aquatic Development Permit for foreshore restoration.

DP 26-02, Westbay Rd

Aquatic Development Permit for foreshore restoration.

Development Variance Permit

DVP 25-09, Shannon Lake Rd

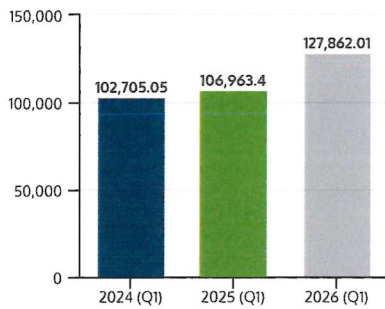
Variance for retaining wall height.

Long Range Project Updates

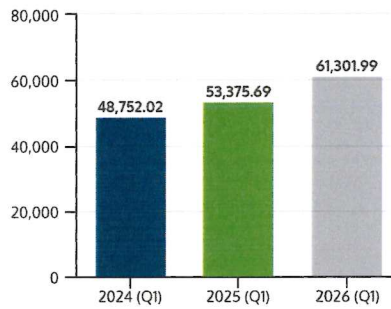
- **A Zoning Bylaw Review** for short-term rentals in Compact Single Detached and Duplex Zone (RC3) was completed on January 13th.
- **HAF Pre-Approved Building Plans & Designs** was adopted by Council on January 27th, alongside Guidelines and a fast-track process.
- **Official Community Plan Amendments** to align the Provincial Small-Scale Multi-Unit Housing and the Interim Housing Needs Assessment was adopted by Council on January 27th.
- The **Grow a Suite Grant Program** was endorsed by Council on February 24th.
- **Front of the Line Procedure** and **Community Development Customer Service Staff Standard** were approved by Council on February 24th.
- **Concurrent development application processes** were established to streamline application processing.
- **Civic Addressing Bylaw No. 0333** was considered by Council on March 24th.

Recreation and Facilities Q1 - 2026

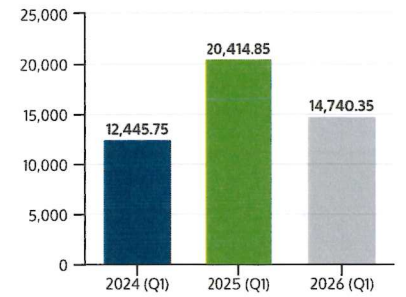
Children Programs 2026 (\$)



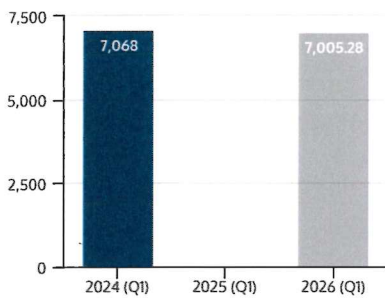
Adult Programs 2026 (\$)



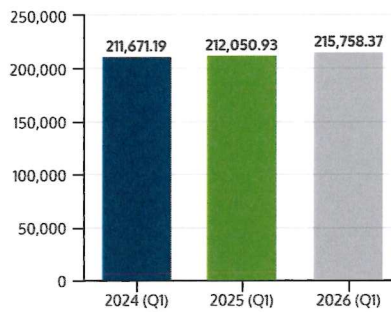
Lions Hall 2026(\$)



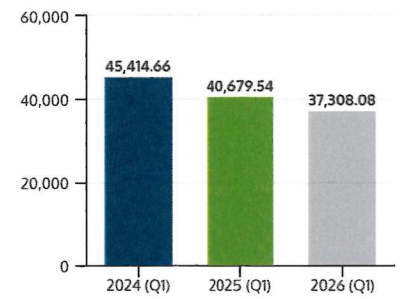
Lakeview Hall 2026 (\$)



Arenas 2026 (\$)



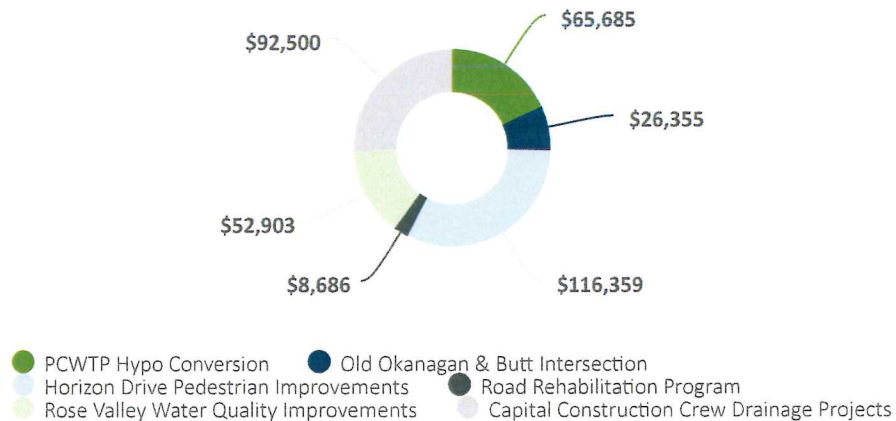
Sports Dome 2026 (\$)



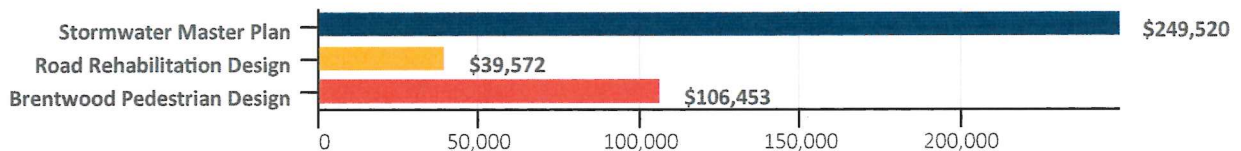
Capital & Development Engineering Q1 - 2026

Capital Engineering

2026 Q1 Infrastructure Investments



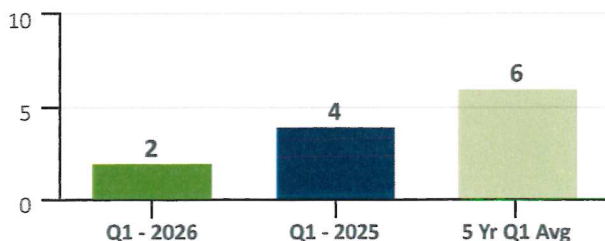
Request for Proposals Awarded - Construction Value



- 95% Transportation Master Plan
- 75% Elliott Road Design
- 95% Dam Safety Review
- 95% Sanitary Master Plan
- 50% Rose Valley Reservoir Source Improvements
- 70% Water Master Plan

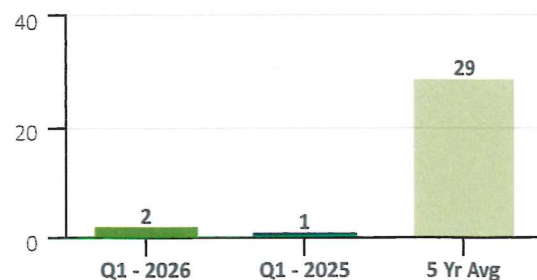
Development Engineering

Q1 Subdivision Applications



- 2 applications to date in 2026, compared to 19 in 2025

Q1 New Lots Created



- Approximately 436 additional lots currently in stream from 54 applications

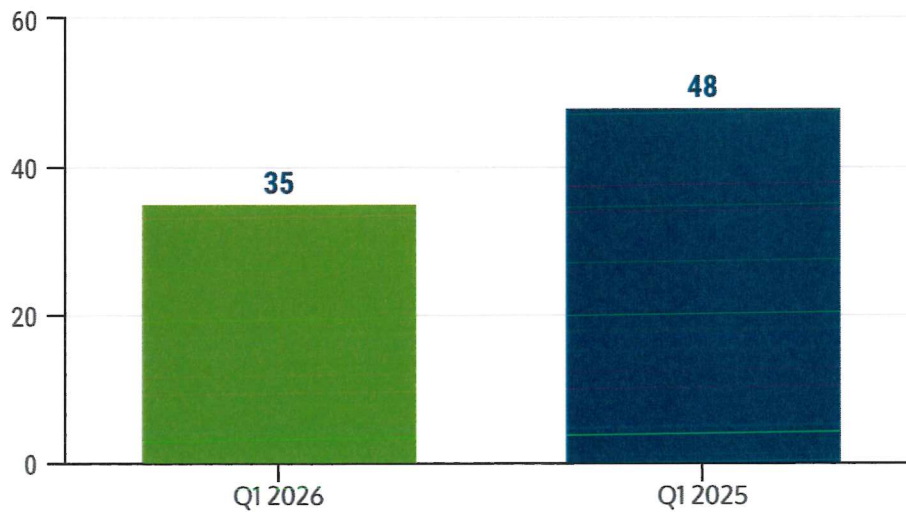
Human Resources Q1 - 2026

Employee Head Count



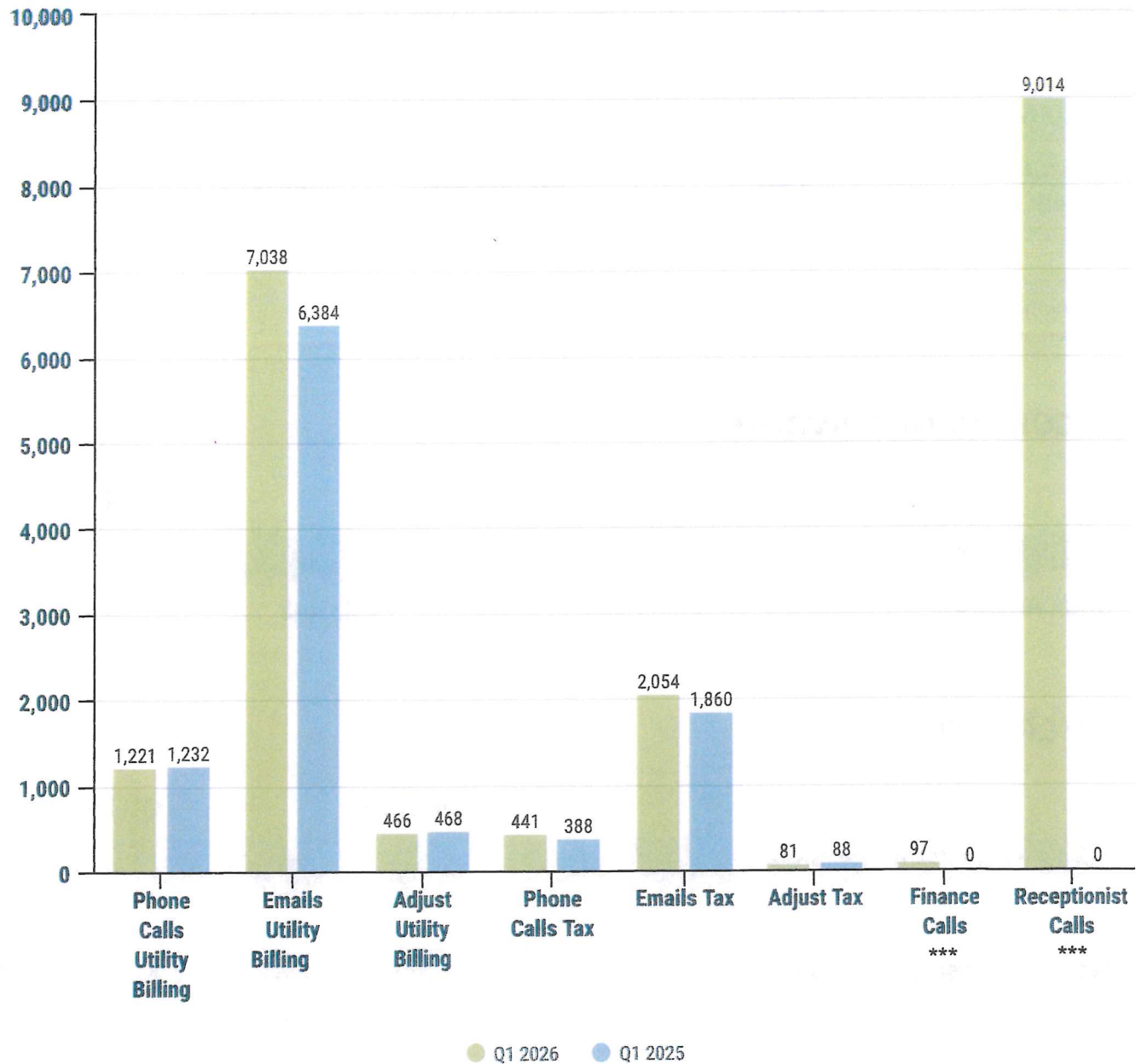
City of West Kelowna
Employees Q1: 387 (2026)
Includes POC, etc

Vacancies Filled



Finance Department - Q1 2026

Department Statistics (Jan - Mar)



*** Finance & Reception calls are now being tracked.

Operational areas of Finance featuring tax and utility billing issues dealt with and resolved by telephone or email by Quarter.

Finance Department - Q1 2026

Accounts Payable

	Q1 - 2026 # of invoices	Q1 - 2026 Total	Q1 - 2025 # of invoice	Q1 - 2025 Total
Non EFT Invoices	108	\$1,196,199	126	\$923,476
EFT Invoices	1,306	\$9,849,334	1,063	\$10,487,433
PAP/MC Invoices	1,798	\$5,742,939	1,784	\$7,345,750
Total Invoices Processed	3,212	\$16,788,471	2,973	\$18,756,659

EFT - Electronic Fund Transfer
 PAP - Pre-Authorized Payment
 MC - MasterCard

Accounts Receivable

	Q1 - 2026	Q1 - 2025
Total Invoices	142	159
Total Amount	\$513,448	\$489,816

Purchasing

	Q1- 2026	Q1- 2025
No. of Issued RFP/RFQ/Tenders	13	23
No. of Purchase Orders Issued	126	153
Total Amount	\$3,131,748	\$10,965,503

Invoices processed from vendors, Invoicing to Customers, Tenders/RFPs and Purchase Orders Processed by Quarter

Finance Department - Q1 2026

Revenue	Jan-Mar 2026 YTD	2026 Annual Budget	Percentage of Budget Used
Development Services	\$877,908	\$3,063,470	29%
Facilities	338,157	1,906,996	18%
Operational Recoveries	493,422	5,815,741	8%
Other income	980,894	3,632,733	27%
Recreation	197,549	600,000	33%
Sewer Utility	2,271,295	9,230,115	25%
Solid Waste	781,663	2,538,144	31%
Taxation	4,903,235	72,358,937	7%
Transit	3,864	875,385	0%
Water Utility	3,495,920	28,441,185	12%
	\$14,343,906	\$128,462,706	11%

Expenses	Jan-Mar 2026 YTD	2026 Annual Budget	Percentage of Budget Used
Corporate and Admin	\$2,463,350	\$11,991,667	21%
Cemetery	52,972	420,558	13%
Development Services	952,571	5,264,194	18%
Engineering	305,098	1,514,870	20%
Facilities	1,280,666	5,298,817	24%
Fleet	191,899	715,714	27%
Library	505,330	2,002,931	25%
Museum	1,734	135,360	1%
Operations Yard	46,391	250,083	19%
Parks	771,306	4,760,490	16%
Protective Services	4,166,682	27,079,918	15%
Recreation	412,398	1,987,426	21%
Roads	867,046	5,171,807	17%
Sewer Utility	634,291	9,140,115	7%
Solid Waste	409,397	2,214,267	18%
Storm Drainage	88,862	420,940	21%
Transfer to Reserve	-	12,754,407	0%
Transit	376,871	3,241,030	12%
Water Utility	2,699,284	19,274,877	14%
	\$16,226,149	\$113,639,471	14%

Finance Department - Q1 2026

Capital Projects Status						Funding Source				
Project Yr.	Total nNo. of Projects Approved	No. of Projects (WIP)	(WIP) Total (Actual Spent + Committed)	(WIP) Approved Budget of Remaining Projects	(WIP) Percentage of Remaining Projects Completed	For Approved Budget				
						Reserve	DCC	Debt	Grants	Others
2026	61	61	338,138	16,815,940	2%	12,113,690	2,872,000	697,500	944,750	188,000
2025	87	51	10,563,521	16,916,574	62%	10,964,649	90,000	1,743,239	4,118,686	-
2024	88	30	8,990,311	17,148,953	52%	11,354,575	1,020,099	4,119,423	654,856	-
2023	76	12	7,784,637	8,619,409	90%	4,509,414	173,398	3,931,000	-	5,597
2022	88	10	392,397	982,754	40%	798,229	7,425	177,100	-	-
2021	78	4	152,980	273,709	56%	273,709	-	-	-	-
2020	80	7	205,296	623,997	33%	468,797	-	155,200	-	-
2019	79	1	212,327	250,000	85%	250,000	-	-	-	-
2018	67	1	156,688	200,000	78%	200,000	-	-	-	-
2017	73	1	250,617	429,445	58%	-	429,445	-	-	-
TOTAL	716	178	29,046,912	62,260,781	47%	40,933,063	4,592,367	10,823,462	5,718,292	193,597