





YVLW

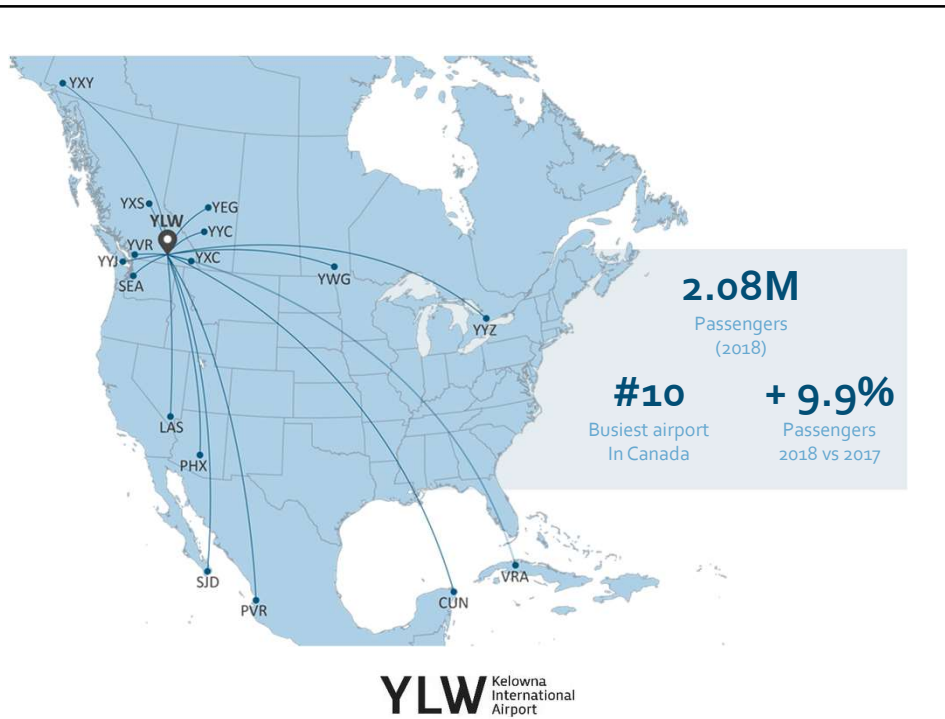
Kelowna International Airport



2 MILLION PASSENGERS

10th busiest airport in Canada

YVLW Kelowna International Airport



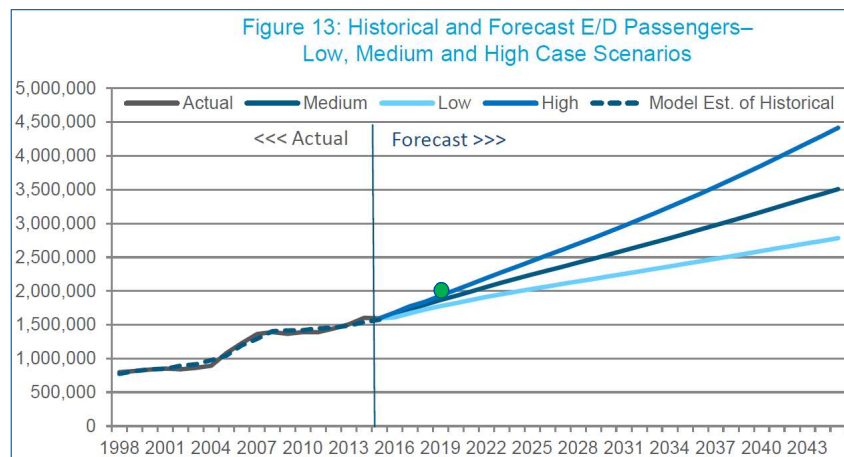
2019 Passengers Year to Date

Date	Monthly	YTD
Jan. 2019	181,729	181,729
Feb. 2019	179,039	360,768
Mar. 2019	193,715	554,483
Apr. 2019	155,532	710,015
May 2019	155,259	865,274
June 2019	160,894	1,026,168
July 2019	178,727	1,204,895
Aug. 2019	183,191	1,388,086
Sept. 2019	158,535	1,542,482
Oct. 2019	162,136	1,705,079



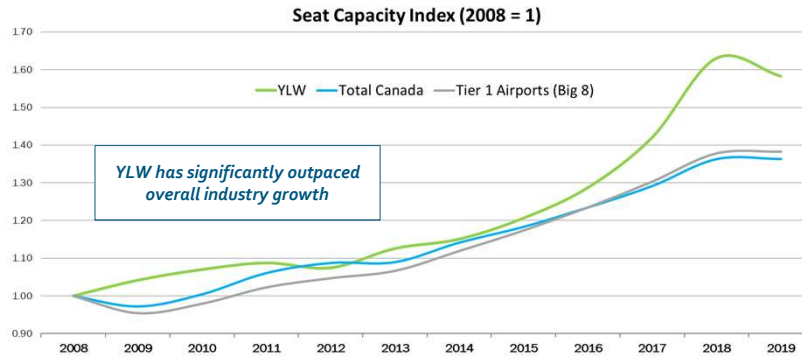
YLW Kelowna International Airport

2045 Master Plan Forecast



YLW Kelowna International Airport

Seat Capacity - outpacing overall industry



YLW Kelowna International Airport


Air service demand

Air Service Demand Growth, Year over Year % (2017, 2018, YTD2019)



YLW Kelowna International Airport

2019 seat growth comes from Swoop and Air Canada



YLW Kelowna International Airport

Ultra-low cost carriers

Swoop

flair
airlines

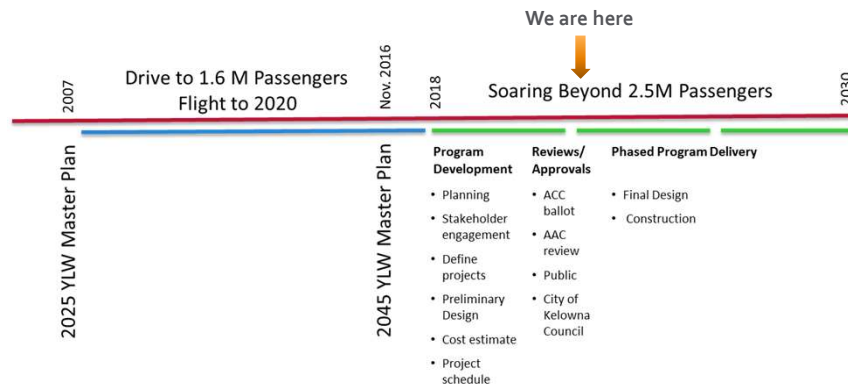
jetlines

enerjet

YLW Kelowna International Airport

Soaring Beyond 2.5 Million Passengers

Soaring Beyond 2.5 Million Passenger AIF Program



Soaring Beyond 2.5 Million Passengers

Project	2020	2021	2022	2023	2024	2025	2026	2027	2028	2029
Terminal Expansion - Phase 1										
Terminal Expansion - North Bridge										
Apron Expansion										
Self-serve Baggage Drop										
Runway End Safety Area										
Combined Operations Building										
CUTE/CUSS										
Terminal Expansion - Phase 2										
Loading Bridges										
Airside Lighting and Supporting Infrastructure										
Airside Pavement Rehabilitation										
Airside Equipment										
Total	\$219.9 million									

Legend
 Design
 Construction



Soaring Beyond 2.5M Passenger AIF Program

- ▶ Current infrastructure
 - ▶ Reaching operational capacity
 - ▶ Significant rehabilitation required



Departures



Pre-board screening



Arrivals



Soaring Beyond 2.5 Million Passengers

CURRENT PHASES IN DESIGN:

PHASE 1 Expand Departures Holdroom and Pre-board Screening to the south of the existing terminal.

PHASE NORTH Reconfigure the Airside Corridor at the north end.

PHASE 2 Relocate Domestic Arrivals to the south end of the terminal. Renovate the existing Arrivals area to accommodate a larger International Arrivals area and CBSA Facility.

FUTURE PHASES:

PHASE 3 Renovate and expand the existing Departures Holdroom to the north.

PHASE 4 Relocate the International Arrivals area and CBSA Facility to the south of the terminal.



YLW Kelowna International Airport

Soaring Beyond 2.5 Million Passengers

► Terminal Expansion – Phase 1

- 2020 – commencement of construction
- 2023 – completion of construction
- Improve passenger experience:
 - Departures lounge – increase operational capacity
 - Pre-board screening – reduction in wait times
 - Wayfinding – first step in elimination of airside corridor
 - Walking distances – first step in reduction
 - Food and beverage – greater selection

YLW Kelowna International Airport

Terminal Expansion – Phase 1



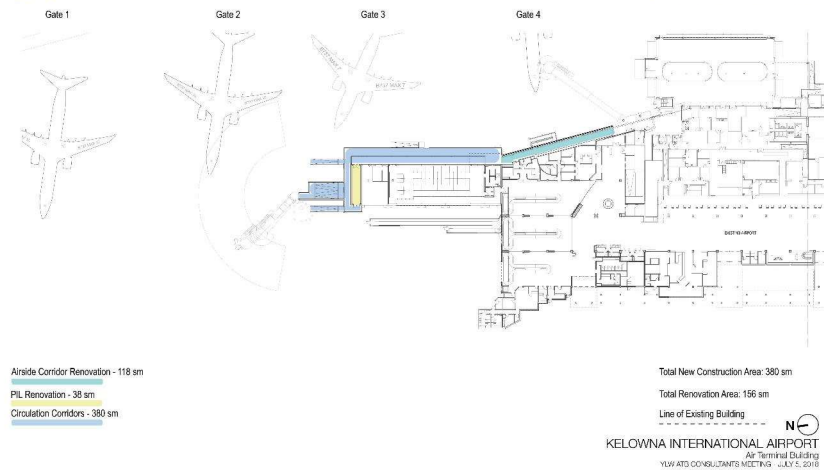
Terminal Expansion – Phase 1



Soaring Beyond 2.5 Million Passengers

► Terminal Expansion – North Bridge

01 ATB - PHASE NORTH Main Floor Plan - North End



Soaring Beyond 2.5 Million Passengers

► Terminal Expansion – North Bridge

- 2020 – commencement of construction
- 2021 – completion of construction

► Improved passenger flow:

- Better accommodate simultaneous domestic and international arrivals

Soaring Beyond 2.5 Million Passengers

- ▶ Apron 1 Expansion – Design

- ▶ 2020 – commencement and completion of design

- ▶ Benefits:

- ▶ Operational constraints on Apron 1

- ▶ Would allow for the expansion of Gate 10 and addition of Gate 11 in 2021

- ▶ Self-serve baggage drop

- ▶ 2020 – commencement and completion of consultation



YLW Kelowna
International
Airport



Questions?

For more information, visit ylw.kelowna.ca.