



INFORMATION ONLY COUNCIL REPORT

To: Paul Gipps, CAO

Date: June 18, 2020


From: Mark Koch, Director of Development Services

Subject: **Development Services Stats – 2020 YTD**

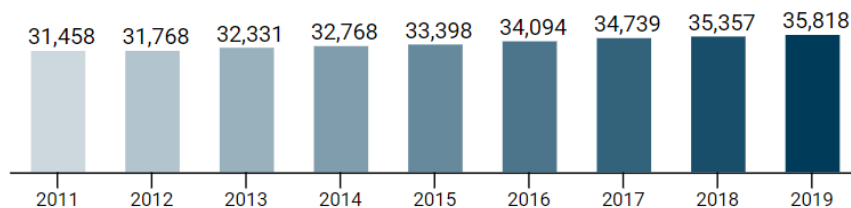
The following stats provide a glimpse into Development Services activities during the January 1 to June 1 period of 2020. During this time, a number of activities were impacted by the COVID-19 Pandemic Emergency.

Development Services

Population & Trends



West Kelowna Population



The 2016 Census Population for West Kelowna & Westbank First Nation was 41,480



Strongly Agree/Agree

84%

- Staff were pleasant, professional and happy to assist
- Staff responded to inquiry in a timely manner
- Staff were able to answer my questions & address concerns
- Staff were able to clearly provide information about City processes

**16,585**

Number of dwellings

**61.5%**

Percentage of dwellings that are single detached houses

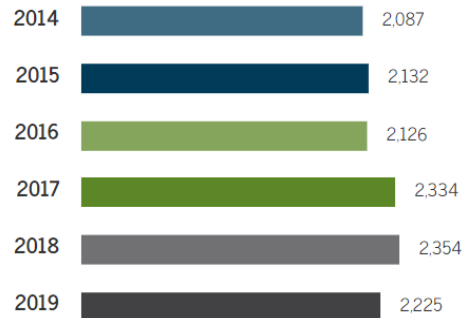
**16.7%**

Percentage of the population who rent their dwelling

**4.8%**

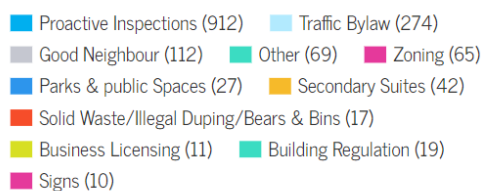
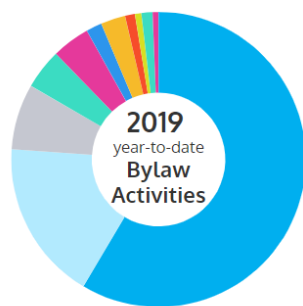
Percentage of the population whose dwelling is in need of major repairs

* Source: communityhealth.phsa.ca

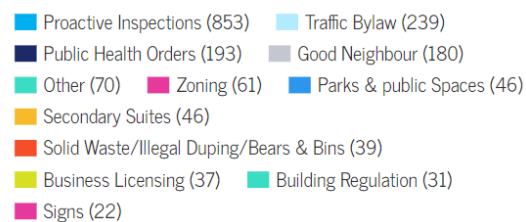
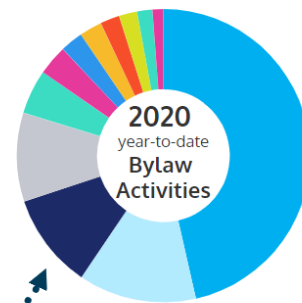
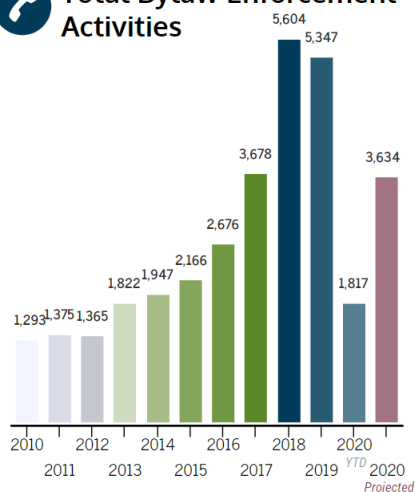
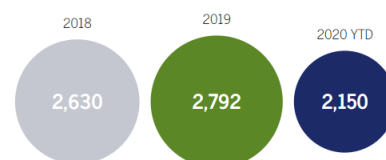
**Corporate Greenhouse Gas Emissions (Tonnes CO2)**

Development Services

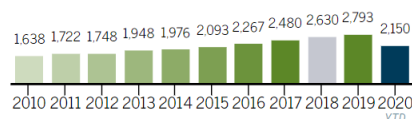
Bylaw & Business Licensing



2020 ~10% COVID-19 Related Bylaw Enforcement Activities

**Total Bylaw Enforcement Activities****Business Licenses**


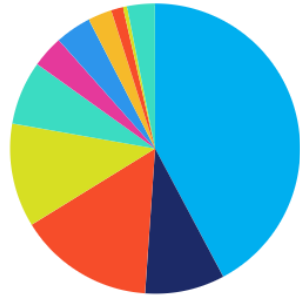
The average number of Business Licenses for past 10 years is 2,131



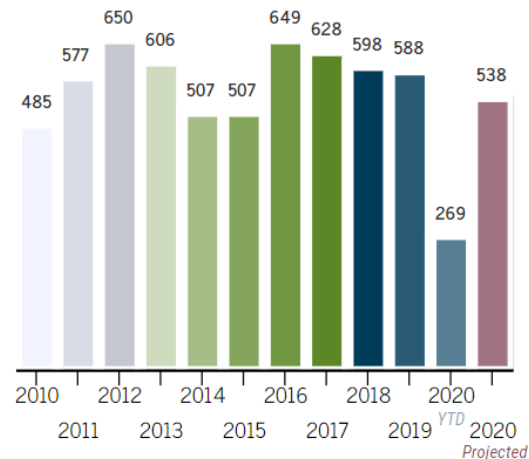
Development Services

Building Department

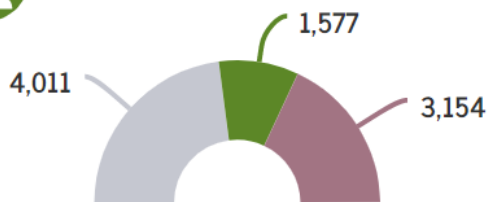
Building Permits Issued Jan - May



Total Building Permits Issued

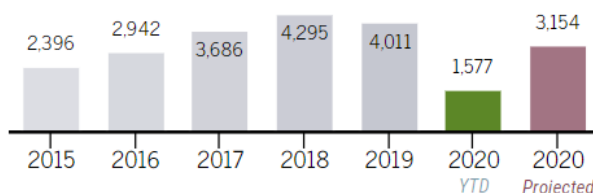


Building Inspections



● 2019 ● 2020 YTD ● 2020 Projected

The Building Inspectors continue to provide building inspection services to the maximum extent possible during the temporary COVID-19 business interruption.



35.5

days

Average Days for a SFD Permit
to be Ready for issuance from
time of submission



402

Secondary Suites
in the City*

*Based on Active Business
Licenses for Secondary Suites

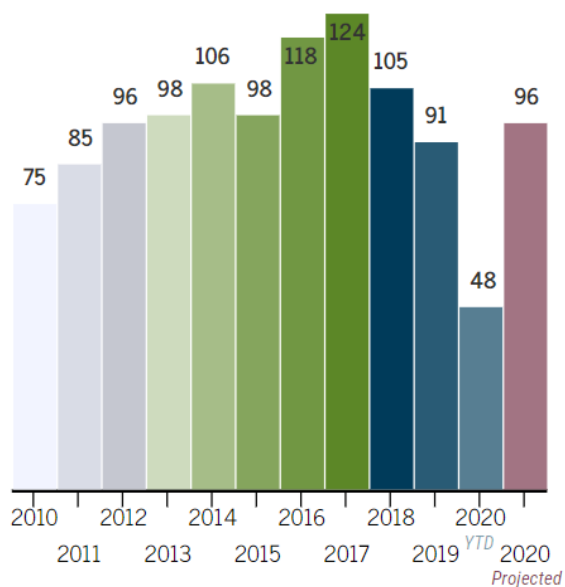
\$57,865,895

IN CONSTRUCTION VALUE IN 2020

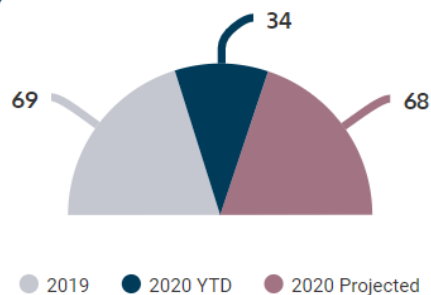
This **EXCEEDS** 2019's same year-to-date
value by **\$30,000**



Total Planning Applications



Total New Lots Created



Development Services staff have adapted to conducting email/phone/video call pre-application meetings and application reviews with clients.

