



**COUNCIL REPORT**  
Finance, Administrative and Protective Services  
For the June 25, 2019 Council Meeting

---

DATE: June 06, 2019  
TO: Jim Zaffino, CAO  
FROM: Warren Everton, Chief Financial Officer  
RE: 2018 DRAFT Statement of Financial Information (SOFI)

---

**RECOMMENDED MOTION:**

**THAT** Council approve the 2018 DRAFT Statement of Financial Information report for the City of West Kelowna.

**LEGISLATIVE REQUIREMENTS:**

The Statements of Financial Information (SOFI) report is a regulatory requirement for all British Columbian municipalities. It is submitted by June 30 each year to the Ministry of Community, Sport and Cultural Development. The *Financial Information Act* (S.2) requires that the Statement of Financial Information be approved by Council.

**BACKGROUND:**

The Statements of Financial Information (SOFI) report ensures municipal compliance with provincial reporting requirements. The purpose of the SOFI is to report the financial statements and report disbursements for employee remuneration and for goods and services. It is a regulatory requirement for all British Columbian municipalities that the SOFI report be submitted by June 30 each year and is available for public examination for 3 years once released. The schedules regarding remuneration include amounts paid to the Mayor and Council, and amounts paid to municipal employees who have remuneration over the threshold amount of \$75,000. The report for amounts paid to suppliers of goods and/or services details which vendors were paid a total of exceeding \$25,000 including GST and any other taxes during the year, as well as any grants awarded by the municipality to not-for-profit organizations for the reporting year over \$25,000.

The schedules are prepared for the provincial government, and are prepared according to the FIA (*Financial Information Act*) regulations. It should be noted that SOFI schedules are based on when payments were made rather than the accrual basis normally used for financial statement presentation.

A few key points regarding the attached statements and schedules:

**Staff Remuneration (Schedule B)**

The remuneration amounts disclosed in the SOFI report incorporate a number of inclusions: any form of:

- salary,

- wages,
- gratuities,
- taxable benefits, and
- payment into a trust or any form of income deferral paid by the City to the employee or on behalf of the employee during the fiscal year being reported upon. It also includes monies that the employee may not receive such as employee portion of Canada Pension Plan premiums and Employment insurance.

Depending on the year, in addition to regular pay, total remuneration may include:

- overtime pay (IAFF and ALGEU),
- overtime payments related to declared emergency situations,
- statutory holiday pay,
- payments of accrued vacation,
- sick time and banked overtime and
- retroactive pay rate changes but does not include anything payable under a severance agreement. With each of these variables changing year to year, the remuneration amounts will fluctuate annually.

#### Staff Expenses (Schedule B)

The figures under expenses include employee costs such as:

- travel expenses,
- memberships,
- tuition, relocation,
- vehicle leases,
- extraordinary hiring expenses, and
- registration fees and similar amounts paid directly to an employee, or to a third party on behalf of the employee, and which has not been included in "remuneration". The FIA specifically states that expenses " ... are not limited to expenses that are generally perceived as perquisites or bestowing personal benefit, and may include expenditures required for employees to perform their job functions"; but excludes benefits of a general nature applicable to all employees pursuant to an agreement such as medical, dental, counseling, insurance and similar plans.

#### Supplier Payments (Schedule F)

For goods and services purchased by the City, the SOFI report includes a summary of payments made to outside organizations which total more than \$25,000 for the reporting year and is reported on a cash basis. In the case of the City of West Kelowna, this may include payments to such organizations as: BC Hydro, the Receiver General of Canada and various other companies for goods and services. If applicable, the report also summarizes payments made as cash grants to not-for-profit organizations (grant-in-aid).

#### Recoveries/reimbursements

It is important to note that the report does not include any recoveries. For example, if a staff member or contracted service provider were paid any amount, and any portion of that amount

was then reimbursed to the City, the reimbursed amount is not reflected in the report and does not reduce the amount reported as remuneration.

#### Schedule of FTE, Remuneration and Expense Changes

An employee and their equivalent FTE are reported on the SOFI if their earnings are \$75,000 or greater. In any particular year, the list of employees fluctuates based on many variables such as salary and reclassification changes, overtime, retro and onetime payments, and the timing of when positions are vacated and filled within the year.

The schedule below summarizes the changes by employee group for the Schedule of Employee Remuneration and Expenses. Total remuneration and expenses reported for City staff in 2018 is \$10,155,836, which is a \$313,468 or a 3.18% increase from 2017.

The schedule below reports FTE for 2018 at 89. This is a net increase of three positions from 2017. Amongst the compensation, changes are the annualized salaries for some of the new positions that were added to the FTE compliment from the approved 2018 Financial Plan.

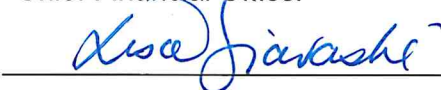
Compensation >\$75,000

Number of Employees				Remuneration and Expenses		
	2018	2017	Change	2018	2017	Change
Management	30	26	4	\$3,633,462	\$3,310,854	\$322,608
IAFF	34	34	0	4,391,998	4,299,529	92,469
ALGEU	25	26	(1)	2,130,376	2,231,985	(101,609)
Total	89	86	3	\$10,155,836	\$9,842,368	\$313,468

Respectfully submitted,



Warren Everton  
Chief Financial Officer




Lisa Siavashi  
Revenue, Reporting and Risk Manager

Attachments:  
Attachment 1: Statement of Financial Information (SOFI)




Tracey Batten  
Deputy CAO



per Jagdish Badhan  
Senior Accountant

PowerPoint: \_\_Yes \_\_X\_\_ No

Approved for Agenda	
 Jim Zaffino, CAO	June 20, 2019 Date



**City of West Kelowna  
Statement of Financial Information  
For the year ended December 31, 2018**



City of West Kelowna  
December 31, 2018

**STATEMENT OF FINANCIAL INFORMATION APPROVAL**

**The undersigned, as authorized by the Financial Information Regulation, Schedule 1, subsection 9(2), approves all the statements and schedules included in the Statement of Financial Information produced under the Financial Information Act.**

\_\_\_\_\_  
Warren Everton  
Chief Financial Officer

\_\_\_\_\_  
Date:

\_\_\_\_\_  
Gord Milsom  
Mayor

\_\_\_\_\_  
Date:



City of West Kelowna  
December 31, 2018

**SCHEDULE OF GUARANTEES AND INDEMNITIES AGREEMENTS**

**There were no guarantees or indemnities under the Guarantees and Indemnities Regulation for the year ended December 31, 2018.**

---

Warren Everton  
Chief Financial Officer

---

Date:



**City of West Kelowna**

The Financial Statements contained in this Statement of Financial Information under the Financial Information Act have been prepared by management in accordance with Canadian Generally Accepted Accounting Principles or stated accounting principles, and the integrity and objectivity of these statements are management's responsibility. Management is also responsible for all the statements and schedules, and for ensuring that this information is consistent, where appropriate, with the information contained in the financial statements.

Management is also responsible for implementing and maintaining a system of internal controls to provide reasonable assurance that reliable financial information is produced.

The Mayor and Council is responsible for ensuring that management fulfils its responsibility for financial reporting and internal control.

The external auditors, KPMG LLP, conduct an independent examination, in accordance with Canadian Generally Accepted Auditing Standards, and express their opinion on the financial statements. Their examination does not relate to the other schedules and statements required in the Act. Their examination includes a review and evaluation of the organization's system of internal control and appropriate tests and procedures to provide reasonable assurance that the financial statements are free from material misstatement.

City of West Kelowna

---

Warren Everton  
Chief Financial Officer

---

Date:

**City of West Kelowna**  
**Schedule of Council Remuneration and Expenses**  
**for the year ended December 31, 2018**



Name	Position	Remuneration	Expenses	Total
Gord Milsom	Mayor	5,858	75.00	5,933
Doug Findlater	Councillor	40,261	7,810.34	48,072
Bryden Winsby	Councillor	13,222	3,072.48	16,294
Carol Zanon	Councillor	15,212	9,357.40	24,569
Duane Ophus	Councillor	13,222	345.79	13,567
Jason Friesen	Councillor	1,990	118.61	2,108
Jayson Zilkie	Councillor	1,990	-	1,990
Rick DeJong	Councillor	15,212	1,396.78	16,609
Rosalind Neis	Councillor	13,222	3,191.45	16,413
Russell Ensign	Councillor	13,222	7,201.94	20,424
Stephen Johnston	Councillor	1,990	-	1,990
		<b>\$ 135,399</b>	<b>\$ 32,570</b>	<b>\$ 167,969</b>

*\*Prepared under the Financial Information Regulation, Schedule 1, Subsection 6 and the Financial Information Act, Section 2.*

**Notes:**

Remuneration includes any form of salary, wages, bonuses, gratuities, and taxable benefits.

Expenses includes travel expenses, memberships, tuition, relocation, vehicle leases, extraordinary hiring expenses, registration fees and similar amounts paid directly to an employee, or to a third party on behalf of the employee, and which has not been included in "remuneration". Expenses are not limited to charges that are generally perceived as perquisites or bestowing personal benefit and may include expenditures required for employees to perform their job functions.



**City of West Kelowna**  
**Schedule of Employee Remuneration and Expenses**  
**for the year ended December 31, 2018**  
**\$75,000 and over**



Name	Position	Remuneration	Expenses	Total
ANDERSON, CHRIS	PUBLIC WORKS MANAGER	118,231	7,458	125,690
BATEMAN, LIONEL	FIREFIGHTER CAPTAIN/ASSIST FIRE CHIEF	154,079	1,383	155,462
BATTEN, TRACEY	DEPUTY CAO	170,787	3,885	174,671
BECKER, TROY	FIREFIGHTER	146,874	436	147,310
BIDEWELL, BRIAN	UTILITY FOREMAN WASTEWATER COLLECTION	101,627	2,453	104,080
BLISS, RICHARD	FIREFIGHTER	131,353	730	132,083
BORBA, KEVIN	FIREFIGHTER	117,720		117,720
BOUCRCHIER, KEVIN	RECREATION SUPERVISOR	79,286	1,164	80,450
BOWSER, MICHAEL	GIS ANALYST			0
BREDIN, TREVOR	FIREFIGHTER CAPTAIN	157,724	15	157,739
BROLUND, JASON	FIRE CHIEF	168,982	4,274	173,256
BROWNLIE, GEOFF	BUILDING SERVICES MANAGER	109,251	2,818	112,069
BROWN, ROBERT J.	WATER FOREMAN			0
BRZEZYNSKI, KANDICE	BUILDING INSPECTOR II	76,813	1,060	77,873
CAIN, MIKE	SENIOR BYLAW ENFORCEMENT OFFICER	89,659	1,445	91,104
CAMPBELL, DAN	SYSTEMS ANALYST	78,605	325	78,930
CHRISTENSEN, OLE	WATER QUALITY SENIOR FOREMAN			0
COLLIER, BRYAN	FIRE PREVENTION OFFICER			0
COSTANZO, DALLAS	FIREFIGHTER	117,022		117,022
CUREATZ, NATHAN	FIREFIGHTER	120,314		120,314
DARGATZ, ROBERT	DEVELOPMENT MANAGER / APPROVING OFFICER	111,093	3,569	114,662
DAVID, AARON	FIREFIGHTER	125,247	230	125,477
DUBE, CODY	WATER TREATMENT OPERATOR III	80,928	1,825	82,753
DUECK, ELROY	BUILDING INSPECTOR III	99,779	835	100,614
DURHAM, JASON	FIREFIGHTER CAPTAIN	126,448	100	126,548
ERIKSON, GAY	RCMP INFORMATION SPECIALIST	75,227		75,227
FERBEY, DUSTIN	FIREFIGHTER	125,050	30	125,080
FILLION, ALLEN	GM OF ENGINEERING AND PUBLIC WORKS	157,794	6,221	164,015
FLETCHER, JEFFREY	FACILITIES FOREMAN	87,373	372	87,745
FRASER, BRITTON	UTILITIES FOREMAN - WATER DISTRIBUTIONS	90,786	3,812	94,598
FRASER, CLINT	FIREFIGHTER	121,973	101	122,074
GALBRAITH, JAMES	UTILITY OPERATOR III	82,278	3,132	85,410
GAN CZAR, BRENT	BUILDING INSPECTOR III			0
GARTRELL, CHAD	ASSISTANT FIRE CHIEF	154,365	8,993	163,359
GATES, TREVOR	FIREFIGHTER	124,014		124,014
GOODWIN, ERIN	FACILITIES MANAGER	103,919	571	104,489
HALL, DENNIS	FIREFIGHTER	117,127	30	117,157
HARMATA, PATRICK	FIREFIGHTER CAPTAIN	144,493		144,493
HARDING, STACEY	PARKS AND FLEET OPERATIONS MANAGER	108,162	5,359	113,521
HENDERSON, NANCY	GENERAL MANAGER OF DEVELOPMENT	157,326	10,001	167,326
HILLIS, ROBERT	ENGINEERING MANAGER	113,609	3,469	117,077
HOLTOM, MALCOLM	UTILITY OPERATOR III			0
HOULT, LISA	HEALTH & SAFETY ADVISOR	80,094	1,258	81,351
HROMADNIK, JASON	FIREFIGHTER	118,459	120	118,579
HURST, JARED	FIREFIGHTER	123,731	30	123,761
IKLE, RYAN	FIREFIGHTER	114,730		114,730
JONES, KIRSTEN	COMMUNICATIONS SUPERVISOR	89,893	225	90,118
JOSEFSSON, KRIS	BYLAW ENFORCEMENT OFFICER III	78,302	1,795	80,097
KADZIOLKA, RICHARD	OPERATOR III	75,138	337	75,476
KAUTH, RALF	PARKS FOREMAN	81,524	250	81,774
KAY, MICHAEL	FIREFIGHTER	123,533		123,533
KNAITNER, ENIKO	HUMAN RESOURCES ADVISOR	79,246	465	79,711
KOCH, MATTHIAS	INFORMATION SERVICES MANAGER	125,392	7,055	132,447
KUSCH, ROBERT	RECREATION AND CULTURE MANAGER	108,407	2,305	110,712
LEE, DARREN	ASSISTANT FIRE CHIEF	0		0
LIEBEL, TYLER	FIREFIGHTER	111,346		111,346
LINDSAY, MARK	FIREFIGHTER	123,203	103	123,306
MAGNAN, BRENT	PLANNING MANAGER	112,058	2,735	114,793
MARTIN, CURTIS	SENIOR MECHANIC	92,113	673	92,786
MASSON, JULIANNA	FORENSIC VIDEO ANALYST	79,608		79,608
MAXSON, MARK	WATER TREATMENT PLANT FOREMAN	88,332	1,355	89,687
MCCALL, RAY	PROCESS CONTROL SCADA SUPERVISOR	82,205	1,116	83,321
MCCARTHY, CONAN	FIREFIGHTER	133,157	357	133,514
MCEWAN, BRYCE	FIREFIGHTER	119,661		119,661
MINCHIN, SEAN	FIREFIGHTER	117,087		117,087
MITCHELL, DAVID	FIRE INSPECTOR	80,942	2,592	83,535
MOORE, TODD	FIREFIGHTER CAPTAIN	151,132		151,132

**City of West Kelowna**  
**Schedule of Employee Remuneration and Expenses**  
**for the year ended December 31, 2018**  
**\$75,000 and over**



Name	Position	Remuneration	Expenses	Total
MOSS, CURTIS	UTILITY OPERATOR II	85,396	1,613	87,009
NEIL, STEVE	LAND AGENT	88,005	5,213	93,218
NEWMARCH, ROBERT	BUILDING INSPECTOR I	76,742	3,238	79,980
ONYSCHUK, RYAN	FIREFIGHTER	128,899	0	128,899
PARRO, TRAVIS	FIREFIGHTER	125,205	12	125,217
PEARSON, MATTHEW	MECHANIC	79,137	724	79,862
PEDERSEN, TEHLANE	UTILITY OPERATOR III	84,584	3,396	87,981
PERROTT, FREDERICK JOHN	ECONOMIC DEVELOPMENT OFFICER	93,536	9,305	102,841
PETERS, BOB	FIREFIGHTER CAPTAIN	155,435		155,435
PIKE, NATHAN	FIREFIGHTER CAPTAIN	153,148	30	153,178
PLEADWELL, LISA	CHIEF FINANCIAL OFFICER			0
REESE, KYLE	ROADS & DRAINAGE SUPERVISOR	87,696	236	87,933
RICCIUTI, DANIEL	UTILITIES SUPERVISOR	102,280	5,320	107,600
ROBERTS, MARK	FLOOD REMEDIATION PROJECT SUPERVISOR	84,752	3,406	88,158
RUSSELL, TROY	FIREFIGHTER CAPTAIN	137,899	990	138,889
SAVIN, TERRY H	FIRE PREVENTION OFFICER	134,873	4,375	139,248
SCHNITZLER, BRADLEY	FIREFIGHTER	111,299	0	111,299
SCHAAL, DARIN	PLANNER III			0
SCHNITZLER, SHELLEY	LEGISLATIVE SERVICES MANAGER	102,245	644	102,889
SIYASHI, LISA	REVENUE, REPORTING, AND RISK MANAGER	99,179	1,629	100,808
SNOW, CATHERINE	DEVELOPMENT ENGINEER	79,062	585	79,648
STRATYCHUK, COLIN	BUSINESS ANALYST	77,432	1,865	79,297
TRACY, PATTY	HUMAN RESOURCES MANAGER	137,335	4,197	141,532
UMMENHOFER, MICHAEL	PURCHASING MANAGER	103,926	2,216	106,142
VISSCHER, JOSH	UTILITY FOREMAN - MAINTENANCE	97,363	608	97,971
WATSON, BRENT	ASSISTANT FIRE CHIEF	168,490	5,185	173,675
WEILL, JASON	FIREFIGHTER	122,496		122,496
WILLIAMS, LISA	RECREATION FACILITIES BOOKING CLERK	81,086	1,293	82,379
WOYTAS, VINCENT	UTILITY OPERATOR II	77,702	787	78,489
YOUNG, LYLE	FIREFIGHTER CAPTAIN	164,659		164,659
ZAFFINO, JIM	CHIEF ADMINISTRATIVE OFFICER	217,676	7,954	225,629

Subtotal for Over \$75,000 in remuneration & expenses	9,992,150	163,686	10,155,836
Under \$75,000 in remuneration & expenses	6,687,317	142,132	6,829,449
<b>Total</b>	<b>16,679,467</b>	<b>305,818</b>	<b>16,985,285</b>

Employers portion of Employment Insurance and  
Canada Pension Plan - Receiver General

723,057

*\*Prepared under the Financial Information Regulation, Schedule 1, Subsection 6 and the Financial Information Act, Section 2.*

**Notes:**

Remuneration includes any form of salary, wages, bonuses, gratuities, and taxable benefits.

Expenses includes travel expenses, memberships, tuition, relocation, vehicle leases, extraordinary hiring expenses, registration fees and similar amounts paid directly to an employee, or to a third party on behalf of the employee, and which has not been included in "remuneration".

Expenses are not limited to charges that are generally perceived as perquisites or bestowing personal benefit and may include expenditures required for employees to perform their job functions.

**City of West Kelowna  
Statement of Severance Agreements\*  
for the year ended December 31, 2018**



There were two severance agreements under which payment commenced between the City of West Kelowna and its non-unionized employee during fiscal year 2018. These agreements represent from two to three months of compensation.

*\* Prepared under the Financial Information Regulation, Schedule 1, subsection 6(7)*

**Schedule of Payments to Suppliers of Goods and Services  
for the year ended December 31, 2018**



<b>Supplier Name</b>	<b>Total</b>
5 POINT OPERATIONS INC.	221,513
AARDVARK PAVEMENT MARKING SERVICES	80,622
ACTIVE LIVING ENT. LTD.	597,110
AECOM CANADA LTD.	412,092
ALFA LAVAL INC.	83,626
ALLTERRA LAND SURVEYING LTD.	25,867
ALL SAFE TRAFFIC CONTROL INC	37,921
ALLNORTH CONSULTANTS LTD.	129,815
ALTOW REALTY GROUP LTD. IN TRUST	58,498
AMAZON.COM	28,255
APPROVED SERVICES (DBA TOMAU HLDG LTD)	667,774
AQUA-BILITY PROJECTS LTD.	92,276
ASSOCIATED ENGINEERING (B.C.) LTD.	122,436
ASSOCIATION OF LOCAL GOVERNMENT EMPLOYEES	62,346
ATLAS POWER SWEEPING LTD.	145,377
AWI (ANTHRATECH WESTERN INC.)	39,588
BC ASSESSMENT AUTHORITY	422,112
BC GENERAL CONTRACTING INC.	2,845,128
0937941 BC LTD.	75,587
1016964 BC LTD	64,430
BC TRANSIT	1,665,066
BELL MOBILITY INC.	37,362
BOLSTER TERRY	50,144
BRENNTAG CANADA INC.	153,024
BC HYDRO	1,463,710
BURTON MARINE PILE DRIVING INC.	36,033
CANADA POST CORPORATION	62,779
CAPRI INSURANCE - HARDY ST	141,340
CARO ANALYTICAL SERVICES (KELOWNA)	144,517
CASCADIA SPORT SYSTEMS INC.	25,794
CDW CANADA CORP	56,328
CENTRAL OKANAGAN REGIONAL HOSPITAL DISTRICT	2,600,869
CEWE INFRASTRUCTURE LTD.	247,549
CIMCO REFRIGERATION	69,198
CITYVIEW	44,528
COMMISSIONAIRES BC	32,804
COPCAN CIVIL LTD.	6,448,950
CR DIRECT CONTRACTING SERVICES	30,188
CREATIVE OKANAGAN ARTIST &	31,176
CROSS THOMAS	25,000
SALINA CURTIS	34,665
DAVIES WILDFIRE MANAGEMENT INC.	85,479
DEKRA-LITE	34,860
DHALIWAL SAWARN SINGH	28,508
DR H.N. REEVES INC.	216,049
DYNAMIC RESCUE EQUIPMENT SALES LTD.	56,546
ECO ELECTRICAL SOLUTIONS LTD.	55,194
EMCON SERVICES INC.	1,992,596
EMPS ELECTRIC MOTOR & PUMP SERVICE LTD.	97,209
ENGINEERED AIR	161,000
ESCRIBE SOFTWARE LTD.	37,296
ESOLUTIONS GROUP LIMITED	69,632
ESRI CANADA LIMITED	71,980
FALCON REFRIGERATION & AIR CONDITIONING LTD.	27,232
FINNING INTERNATIONAL INC	47,072
FLYNN CANADA LTD.	34,455
FORTIS BC - NATURAL GAS	183,380
FORSTER LANDSCAPING LTD.	73,745
FRED SURRIDGE LTD	139,184
GOLD BUSINESS TECHNOLOGIES LTD.	66,618
GRAVITY UNION SOLUTIONS LTD.	69,418
GREAT-WEST LIFE ASSURANCE COMPANY	1,191,807
GREEN EARTH HYDRO VAC LTD.	229,457
GUILLEVIN INTERNATIONAL	32,415
HIGHSTREET CARRINGTON RIDGE GENERAL PARTNER	715,127
HOME DEPOT	45,978
HORIZON NORTH MODULAR SOLUTIONS INC.	181,501

**Schedule of Payments to Suppliers of Goods and Services  
for the year ended December 31, 2018**



<b>Supplier Name</b>	<b>Total</b>
HORIZON NORTH LOGISTICS INC.	117,583
HOULE ELECTRIC LIMITED	208,156
IAFF LOCAL 4457	79,819
INNOV8 DIGITAL SOLUTIONS INC.	32,463
INSITE MATERIAL TESTING GROUP LTD.	31,910
INTERIOR PORTABLE RENTALS LTD.	57,795
INTERIOR INSTRUMENT TECH SERVICES LTD.	313,982
INTERIOR INSTRUMENT ENGINEERING SERVICES LTD.	28,665
IPL INC	89,508
JS FERGUSON CONSTRUCTION INC.	92,610
KAL TIRE	43,974
KELOWNA INFINITI NISSAN	28,525
KELOWNA DAILY COURIER	64,088
CITY OF KELOWNA	991,735
KEYSTONE TECHNICAL RESOURCES LTD.	51,120
KIMCO CONTROLS LTD.	30,945
KMS TOOLS & EQUIPMENT LTD.	31,456
KN FALL PROTECTION SERVICES LTD.	90,995
KPMG LLP T4348	33,348
LAFARGE CANADA INC.	846,362
LAKEFRONT RESTORERS	541,146
L & J DIAMOND MAINTENANCE CORP	93,525
LONG VIEW SYSTEMS CORP	251,689
MANCHESTER SIGNS PRINTING & GRAPHICS LTD	50,917
MAPLE REINDERS INC.	693,459
MCGRATH CONTRACTING LTD.	36,225
MEARL'S MACHINE WORKS LTD.	146,492
METRO MOTORS LTD	64,982
MICROSOFT CORPORATION	113,542
MIDVALLEY SHEET METAL LTD.	67,651
MINISTER OF FINANCE	5,957,978
MIND SMART HEALTH INC.	29,911
MJI CONTRACTING	167,913
MOTION INDUSTRIES INC	61,539
MUNICIPAL FINANCE AUTHORITY	1,037,269
MUNICIPAL INSURANCE ASSOCIATION OF B.C.	288,666
MURRAY AUTOGROUP PENTICTON LTD.	109,788
NAPA WESTBANK #254	43,789
NEILSON-WELCH CONSULTING INC.	35,910
NEOPOST CANADA LTD.	26,175
NEW HORIZON PRODUCTIONS	39,291
NEW LINE CONSTRUCTION LTD.	71,672
NORTHERN COMPUTER	90,620
THE NOTARY GROUP "IN TRUST"	29,739
OHS GLOBAL RISK SOLUTIONS LTD.	41,493
OKANAGAN REGIONAL LIBRARY	1,470,990
OK ENVIRONMENTAL WASTE SYSTEMS LTD.	1,348,019
OMEGA COMMUNICATIONS LTD.	73,510
OPUS INTERNATIONAL CONSULTANTS LTD.	43,699
PALADIN SECURITY GROUP LTD.	29,780
PENTICTON HYUNDAI	53,498
PETRO-CANADA	264,937
PJS SYSTEMS INC	40,084
PLANET CLEAN KELOWNA	49,992
PREMIUM TRUCK & TRAILER INC.	209,497
PRICE'S ALARM SYSTEMS LTD.	38,473
PROFIRE EMERGENCY EQUIPMENT INC.	65,554
QM LP	834,187
RECEIVER GENERAL	7,174,782
REEVES HARVEY	81,785
REGIONAL DISTRICT OF CENTRAL OKANAGAN	8,558,206
RESCUE TOOLS CANADA	81,310
R & L EXCAVATING	52,504
ROGERS WIRELESS	27,392
ROYALE LANDSCAPING LTD.	260,055
SAFETEK EMERGENCY VEHICLES	42,239
SANG KYU-PARK	101,471

**Schedule of Payments to Suppliers of Goods and Services  
for the year ended December 31, 2018**



<b>Supplier Name</b>	<b>Total</b>
SAWCHUK DEVELOPMENTS CO. LTD.	27,455
SCHOOL DISTRICT #23	354,635
SCOTIABANK	54,386
SEAL TEC INDUSTRIES LTD.	52,393
SMEAL FIRE APPARATUS CO.	438,705
SOFTCHOICE LP	135,972
SOURCE OFFICE FURNISHINGS	66,536
SOUTH OKANAGAN MILLWORK LTD.	28,291
SPARTAN CONTROLS LTD.	69,402
STANTEC CONSULTING LTD.	1,455,348
STAPLES	58,285
SUTTLE RECREATION INC.	49,242
TAYLOR MILLER LAW GROUP "IN TRUST"	139,000
TCC THE CLEANING CO. LTD.	46,893
TELUS	70,217
TKI CONSTRUCTION LTD.	38,585
T. LEWIS TRUCKING & BULLDOZING LTD.	39,559
TOTAL POWER LTD.	152,544
UNITED RENTALS OF CANADA INC.	56,762
URBAN SYSTEMS LTD.	323,555
VADIM COMPUTER MANAGEMENT GROUP	77,403
VICTOR PROJECTS LTD.	54,134
WASTE CONNECTIONS OF CANADA INC.	162,756
WATERHOUSE ENVIRONMENTAL SERVICES CORP	267,136
WATT CONSULTING GROUP LTD.	45,675
WESTBANK MUSEUM & ARTS AND CRAFTS SOCIETY	112,030
WESTSIDE BOYS & GIRLS CLUB	135,442
WESTCANA ELECTRIC INC.	100,434
WESTBROOK PROPERTIES LTD.	30,000
WEST KELOWNA SHELTER SOCIETY	31,800
WOLSELEY CANADA INC.	57,652
WOODLAND SPIRIT CONTRACTING LTD.	1,016,543
YOUNG ANDERSON	4,638,777
ZONE WEST ENTERPRISES LTD.	27,745
<b>Total for suppliers paid over \$25,000</b>	<b>70,230,808</b>
<b>Grants and Contributions over \$25,000</b>	
WESTSIDE BOYS & GIRLS CLUB	26,520
<b>Total of grants and contributions over \$25,000</b>	<b>26,520</b>
<b>Under \$25,000</b>	<b>3,797,373</b>
<b>Total</b>	<b>74,054,701</b>

*\*Prepared under the Financial Information Regulation, Schedule 1, Subsection 7 and the Financial Information Act, Section 2.*

**Notes:**

Debt payments payable to Municipal Finance Authority (MFA) are paid to an intermediary, Regional District of Central Okanagan (RDCO), who in turn make payments to MFA on behalf of the City of West Kelowna. For purposes of the schedule above, these payments are excluded from RDCO payments and are included in MFA payments.