GENERAL NOTE

BUILDING HEIGHT HAS BEEN DETERMINED AS PER BYLAW No. 0154
HEIGHT - MEANS FOR MULTIPLE RESIDENTIAL BUILDINGS AND NON RESIDENTIAL BUILDINGS, THE VERTICAL DISTANCE MEASURED FROM GRADE TO THE HIGHEST POINT OF THE ROOF SURFACE FOR A FLAT ROOF OR THE MID-POINT BETWEEN EAVE AND RIDGE OF A SLOPED ROOF.

ACCORDING TO BYLAW No. 0154 FOR A BUILDING IN ZONE P2, THE ACCEPTABLE HEIGHT IS 12 m.

PROPOSED EXTERIOR FINISHES + ITEMS:

	PN-1	FIBER CEMENT SIDING JAMES HARDIE PANEL - ARCTIC WHITE WITH EASY TRIM REVEALS
	M-1	FORMA PLANK "WOOD LOOK" METAL SIDING SADDLE PATTERN
	ST-1	THIN STONE VENEER 10 SPRINGWOOD BLACK - ECOSTONE
	M-2	BLACK METAL FLASHING
	R1	MALARKY LEGACY SHINGLES MIDNIGHT BLACK

NOTE:

1. PRE-FINISHED METAL EAVE STROUGHS TO MATCH M-2 BLACK METAL FLASHING COLOR
2. PRE-FINISHED METAL DOWNSPOUTS, FLASHING & CAPS TO MATCH N-2 BLACK METAL FLASHING COLOR
3. PRE-FINISHED METAL SOFFIT TO MATCH N-2 BLACK METAL FLASHING COLOR
4. DOORS & WINDOWS - LUX - ALUMINUM CLAD PVC - SABLE ANODIZED
5. EXTERIOR RAILINGS, ENTRANCE CANOPY & ROOF TRELLIS CANOPY TO BE PAINTED FINISH BLACK. COLOUR TO BE CONFIRMED BY CLIENT.

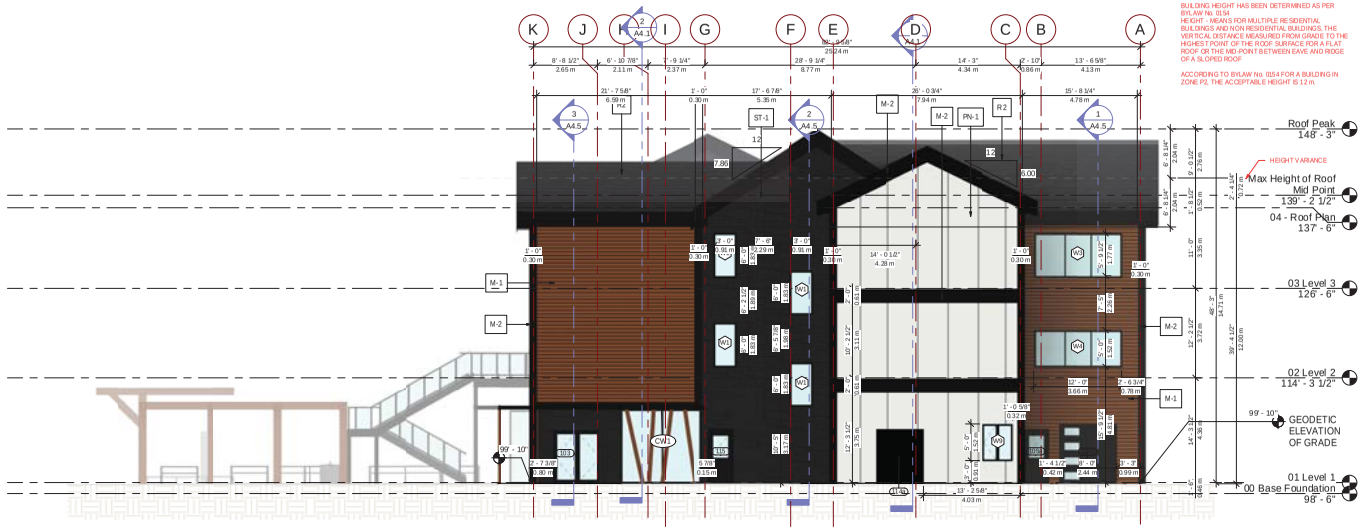

1 | Building Elevation - North
A2.1 | 1/8" = 1'-0"

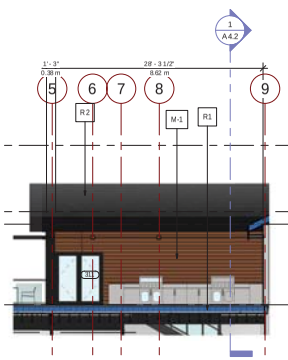

3 | Building Elevation - East - Level 3
A2.3 | 1/8" = 1'-0"

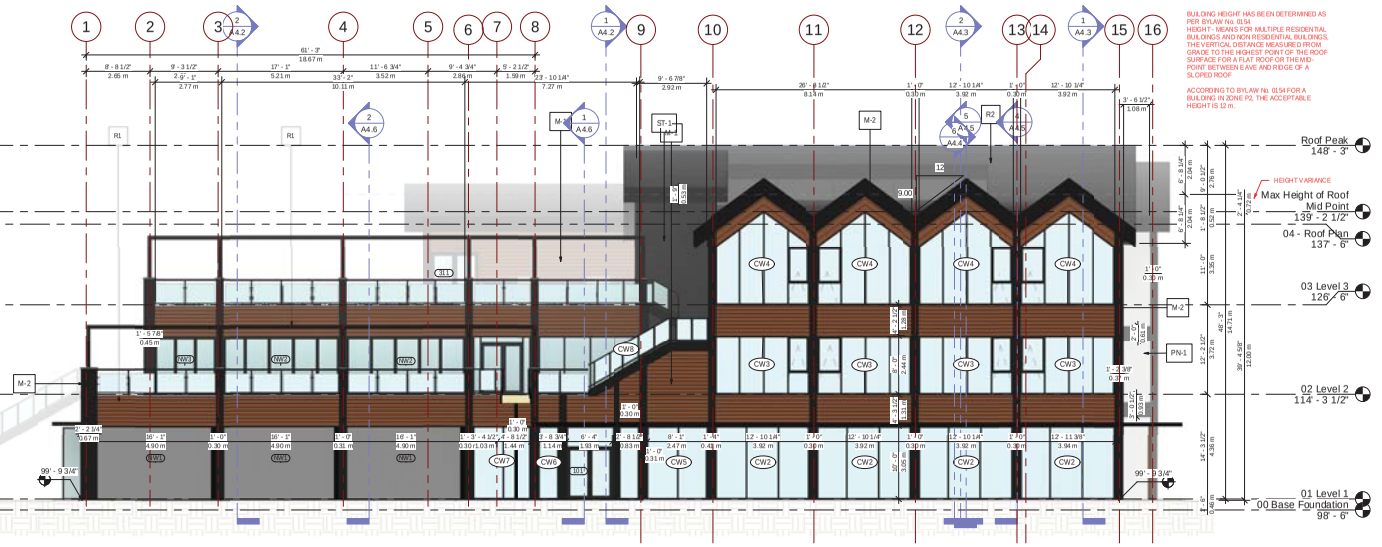

2 | Building Elevation - East
A2.1 | 1/8" = 1'-0"

KEYPLAN:

LOT: 1
PLAN: KAP7108
LOT SIZE: 11.4 Acres (46,134.2 SM)

Attachment 2

CLIENT INFORMATION:

CHANGING LIVES SINCE 1954 · GREEN BAY · BIBLE CAMP

#	Description	Date
	Revision Schedule	

CONSULTANT LOGO:

NO.	BY	DESCRIPTION	DATE
2	GO	ISSUE FOR DP VARIANCE	2020 02 13
1	GO	ISSUE FOR DP	2019 02 11

Norland Coach House
#10 9001 RR212
Lethbridge County, Alberta
T1J 5N9
alvinfritzarchitect.com

ph. (403) 320-8100
Fax (403) 327-3373
general@alvinfritzarchitect.com

ALVIN REINHARD FRITZ ARCHITECT INC.

PROFESSIONAL SEAL:

PROJECT: Green Bay Bible Camp

LOCATION: 1449 Green Bay Rd, West Kelowna, BC V4T 2B9

This design is and shall at all times remain the exclusive property of **ALVIN REINHARD FRITZ ARCHITECT INC.** and shall not be reproduced or used without the architect's written permission.

Do not scale this drawing. All dimensions, data and levels, shall be verified prior to construction and all errors or omissions shall be reported to the architect immediately.

DRAWING TITLE:

Building Elevations

DRAWN BY : GO	CHECKED BY : Checker
SCALE : 1/8" = 1'-0"	
PROJECT : KGCR 17731	
ISSUE FOR : DP - Variance	
ISSUE DATE : 2019 02 11	
REV. NO.	SHEET NO. **A3.1**

C:\Users\rcoxon\Documents\00 revit\KGCR\cd_Central_Kitchen Dining_v19_rcoxon.rvt

7/13/2020 10:33:42 AM

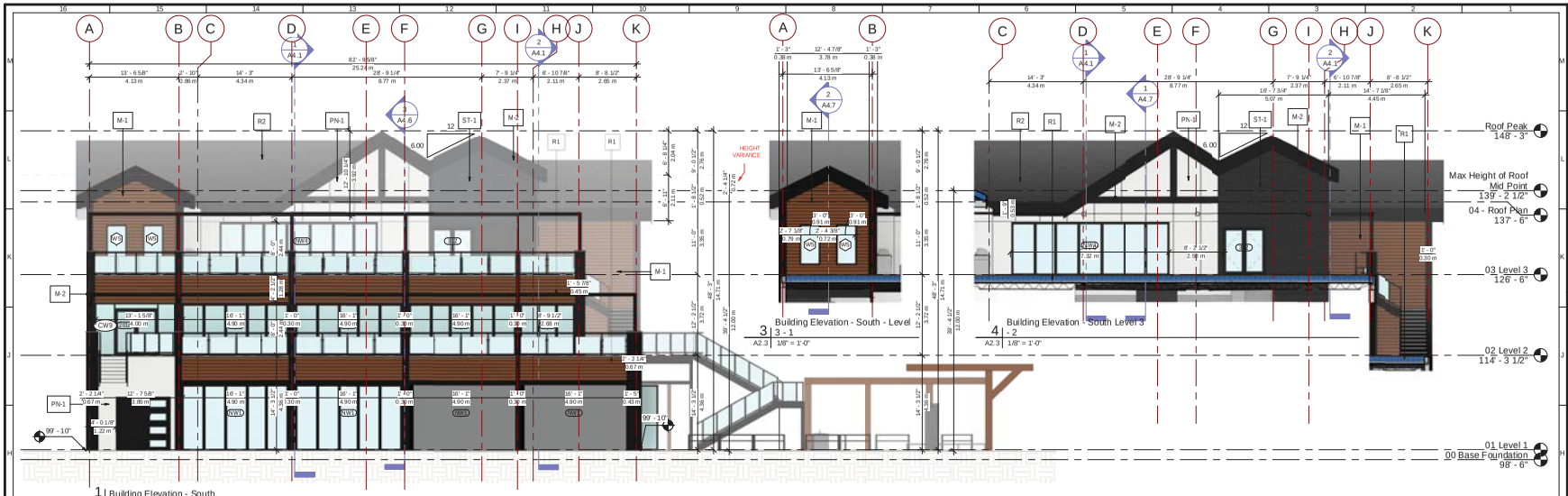

1 | Building Elevation - South
A2.1 | 1/8" = 1'-0"

3 | 3 - 1
A2.3 | 1/8" = 1'-0"
Building Elevation - South - Level

4 | 2
A2.3 | 1/8" = 1'-0"
Building Elevation - South Level 3

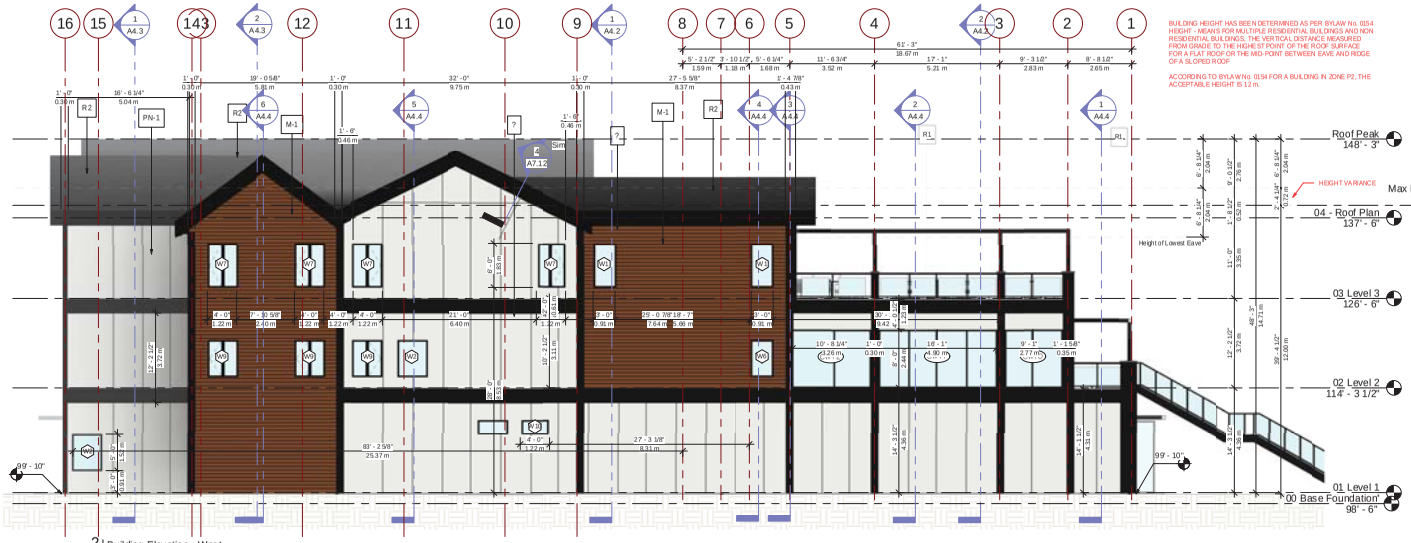

2 | Building Elevation - West
A2.1 | 1/8" = 1'-0"

BUILDING HEIGHT HAS BEEN DETERMINED AS PER BYLAW No. 0154 HEIGHT - MEANS FOR MULTIPLE RESIDENTIAL BUILDINGS AND NON RESIDENTIAL BUILDINGS, THE VERTICAL DISTANCE MEASURED FROM GRADE TO THE HIGHEST POINT OF THE ROOF SURFACE FOR A FLAT ROOF OR THE MID-POINT BETWEEN EAVE AND RIDGE OF A SLOPED ROOF

ACCORDING TO BYLAW No. 0154 FOR A BUILDING IN ZONE P2, THE ACCEPTABLE HEIGHT IS 12 m.

GENERAL NOTE

BUILDING HEIGHT HAS BEEN DETERMINED AS PER BYLAW No. 0154 HEIGHT - MEANS FOR MULTIPLE RESIDENTIAL BUILDINGS AND NON RESIDENTIAL BUILDINGS, THE VERTICAL DISTANCE MEASURED FROM GRADE TO THE HIGHEST POINT OF THE ROOF SURFACE FOR A FLAT ROOF OR THE MID-POINT BETWEEN EAVE AND RIDGE OF A SLOPED ROOF

ACCORDING TO BYLAW No. 0154 FOR A BUILDING IN ZONE P2, THE ACCEPTABLE HEIGHT IS 12 m.

PROPOSED EXTERIOR FINISHES + ITEMS:

PN-1	FIBER CEMENT SIDING	JAMES HARDIE PANEL - ARCTIC WHITE WITH EASY TRIM REVEALS
M-1	FORMA PLANK "WOOD LOOK" METAL SIDING	SADDLE PATTERN
ST-1	THIN STONE VENEER	3D SPRINGWOOD BLACK - ECOSTONE
M-2	BLACK METAL FLASHING	
R1	MALARKY LEGACY SHINGLES	MIDNIGHT BLACK

NOTE:

1. PRE-FINISHED METAL EAVES TROUGHS TO MATCH M-2 BLACK METAL FLASHING COLOR
2. PRE-FINISHED METAL DOWNSPOUTS, FLASHING & CAPS TO MATCH M-2 BLACK METAL FLASHING COLOR
3. PRE-FINISHED METAL SOFFIT TO MATCH M-2 BLACK METAL FLASHING COLOR
4. **DOORS & WINDOWS - LUX - ALUMINUM CLAD PVC - SABLE ANODIZED**
5. **EXTERIOR RAILINGS, ENTRANCE CANOPY & ROOF TRELLIS CANOPY TO BE PAINTED FINISH BLACK. COLOUR TO BE CONFIRMED BY CLIENT.**

KEYPLAN:

LOT: 1
PLAN: KAP7108
LOT SIZE: 11.4 Acres (46,134.2 SM)

Attachment 2

CLIENT INFORMATION:

CHANGING LIVES SINCE 1954 · GREEN BAY · BIBLE CAMP

#	Description	Date

Revision Schedule

CONSULTANT LOGO:

NO.	BY	DESCRIPTION	DATE
2	GO	ISSUE FOR DP VARIANCE	2020 07 13
1	GO	ISSUE FOR DP	2019 02 11

Norland Coach House
#10 9001 RR212
Lethbridge County, Alberta
T1J 5N9
alvinfritzarchitect.com

ph. (403) 320-8100
Fax (403) 327-3373
general@alvinfritzarchitect.com

ALVIN REINHARD FRITZ ARCHITECT INC.

PROFESSIONAL SEAL:

PROJECT: Green Bay Bible Camp

LOCATION: 1449 Green Bay Rd, West Kelowna, BC V4T 2B9

This design is and shall at all times remain the exclusive property of **ALVIN REINHARD FRITZ ARCHITECT INC.** and shall not be reproduced or used without the architect's written permission.

Do not scale this drawing. All dimensions, data and levels, shall be verified prior to construction and all errors or omissions shall be reported to the architect immediately.

DRAWING TITLE: **Building Elevations**

DRAWN BY : GO	CHECKED BY : Checker
SCALE : 1/8" = 1'-0"	
PROJECT : KGCR 17731	
ISSUE FOR: DP - Variance	
ISSUE DATE: 2019 02 11	
REV. NO.	SHEET NO. A3.2

C:\Users\rcoxon\Documents\10 revit\KGCR\cd_Central_Kitchen Dining_v19_rcoxon.rvt

7/13/2020 10:36:15 AM