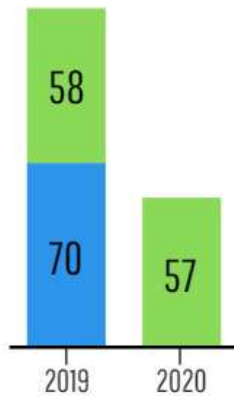


West Kelowna Fire Rescue 2020 – Q4



	OVERALL STRENGTH	Career Firefighters	Paid-On Call Firefighters	Admin & Chiefs	Prevention
Q4 2019	87.6	40	40	5.6	3
Q4 2020	84.6	40	37	4.6	3

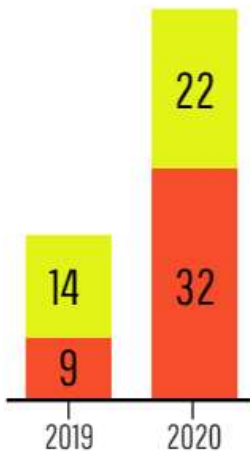
\$\$\$ Lost & Saved



● Q1-3 ● Q4

Burning Permits

Due to provincial COVID restrictions, no permits were issued Spring 2020



● Q1-3 ● Q4

FireSmart Grants



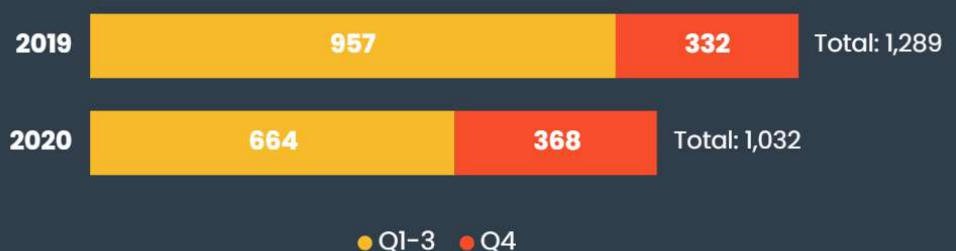
Dollars lost represents the value of property damaged due to fire events, while dollars saved represents the property value undamaged and saved. This metric is useful to evaluate the effectiveness of fire service.



*Note that \$ saved is not fully available for 2019

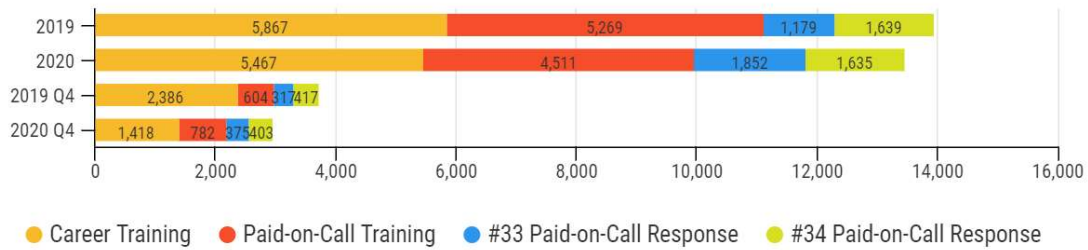
Fire Inspections Completed

COVID restrictions reduced inspections completed in 2020.

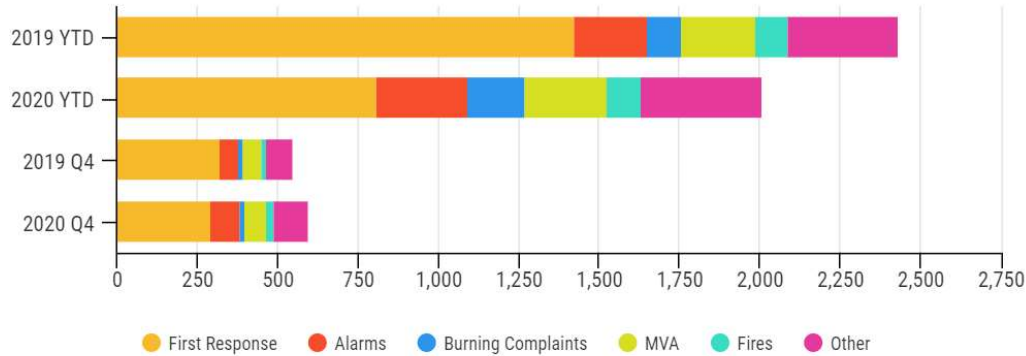


● Q1-3 ● Q4

Activity Hours

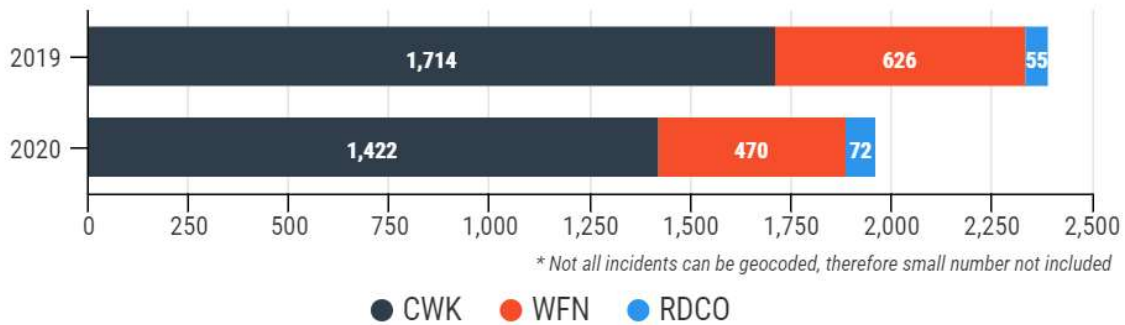


2020 Incidents



*2020 Incidents declined due to reduction in BC Ambulance dispatch during COVID-19

Incident Locations (YTD)

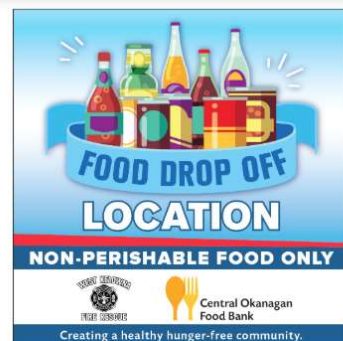


NEW Fire Engine



2021 SPARTAN ER IPS/NXT PUMPER WITH ONE TOUCH CAFS BUILT ON A SPARTAN GLADIATOR MFD CAB AND CHASSIS

- 2020 Budget approved RFP awarded to Safetek
- 295 page proposal document closely reviewed
- Sourcewell Purchasing Group resulted in **11.25% savings** over MSRP (\$98k USD)



\$23,618

worth of **FOOD** raised by the WFKR Food Drive