


# CWK RCMP 2021 Quarterly Crime Stats Jan - Mar

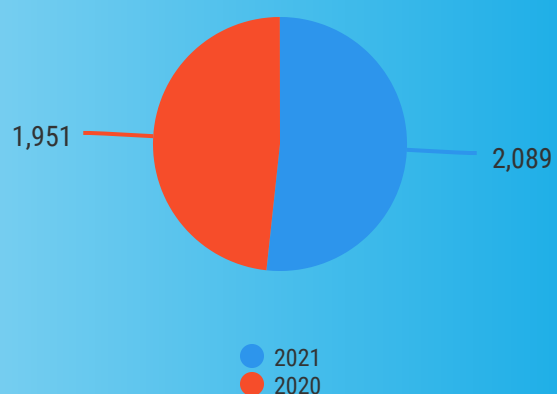


# of RCMP Members	West Kelowna Municipal	Rural	Peachland	Indigenous Policing Services	Reserve Constables
54	30	17	4	3	2

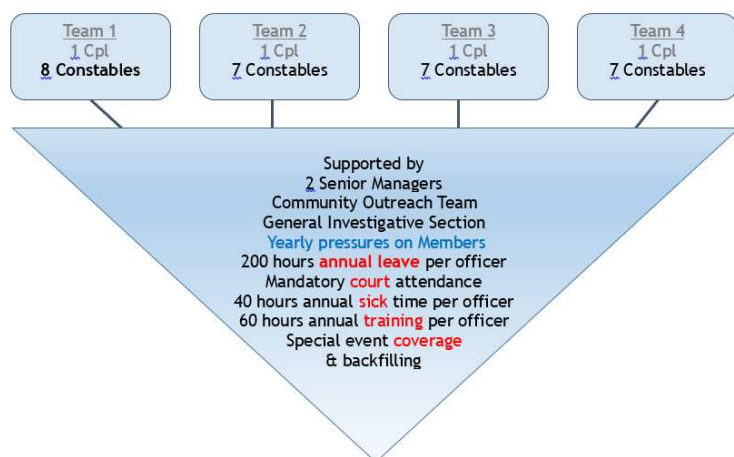
**Community Safety Unit**  
was created in June 2020 and has increased from 2 to **3 Members**, with a focus on Community Priorities.



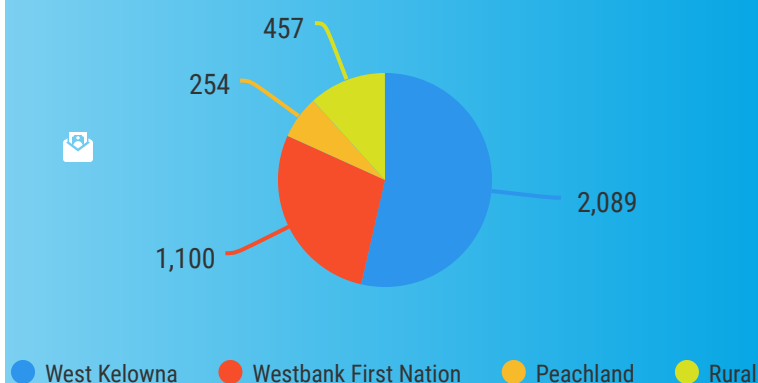
### 1st quarter Comparison



## FRONTLINE POLICING



### File Count Comparison



# **City of West Kelowna RCMP Priorities 2020**

1. Road Safety

2. Crime Reduction

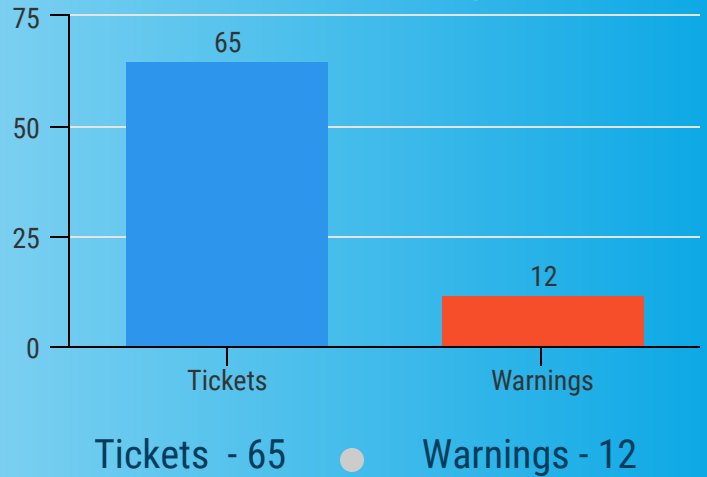
3. Violence in Relationships

4. Police/Community Relations

# Road Safety



## Tickets and Warnings Issued




# Crime Reduction

B&E Business



B&E Residential




Curfew Checks - 146



# Violence in Relationships

Domestic calls for service = 79

- includes verbal disputes, assaults and calls related to domestic situations. ie harassment, mischief, and stalking.



## Police/Community Relations

Cst. Sherri Lund - School Resource Officer

Participation with 11 schools

Presentation to thousands of children including: Stranger Danger, Halloween safety, Internet Safety, Cyber Bullying, DARE, etc.

Lunch With The Law (continuing safely during Covid19)



Roy Morgan - RDCO Crime Prevention

38 Volunteers in various programs  
(scaled back during Covid19)



West Kelowna RCMP is a proud member of the  
Greater Westside HUB Situation Table. **58**  
active members and **22** Agencies work together  
to provide access to services. **45** people and  
families have been helped since its  
implementation fall 2019.

## City of West Kelowna - RCMP Q1 2021 Statistics

Statistics of Note	Jan-Mar 2021	Oct-Dec 2020	Percent of Change	Jan-Mar 2020
<b>Total Calls for Service</b>	2089	2160	-3%	1951
Homicides	0	0	0%	0
Attempt Murders	0	0	0%	0
Violent Offences	183	166	10%	151
Property Offences	310	383	-19%	353
Robbery	1	0	100%	1
Assault w/Weapon or CBH	7	7	0%	9
Uttering Threats/Harassment	30	38	-21%	26
Common Assault	60	49	22%	35
Violence in Relationship Charges	18	73	-75%	60
Sexual Assaults	3	7	-57%	2
B & E (Business)	23	31	-26%	21
B & E (Residential)	16	11	45%	17
Stolen Vehicles	27	37	-27%	22
Theft from Auto	64	105	-39%	127
Drug Investigations	19	16	19%	15
Disturbing the Peace/Cause a Disturbance	60	81	-26%	47
Noise Bylaws	51	66	-23%	33
Motor Vehicle Incidents	12	26	-54%	21
MVA - Fatal	0	0	0%	0
MVA - Injury	2	5	-60%	3
MVA - Non Injury	10	24	-58%	18
Immediate Roadside Prohibitions	8	6	33%	6
Traffic VT's Issued	65	93	-30%	95
Traffic Warnings Issued	12	17	-29%	60
24 Hour Driving Suspensions - Drugs	9	1	800%	6
Liquor Act	10	14	-29%	15
Sudden Deaths	14	14	0%	8
Missing Persons	13	12	8%	12
Frauds	36	57	-37%	54
False Alarms	65	69	-6%	80
Mental Health Files	71	64	11%	68
Dropped 911 Calls (False/Abandoned)	54	44	23%	120
Other Jurisdictions Calls for Service				
District Of Peachland	254	279	-9%	236
Westbank First Nations	1100	1026	7%	935
Outside Rural Area	457	420	9%	456