




SURFACE SLOPE DATA			
NUMBER	MINIMUM SLOPE	MAXIMUM SLOPE	COLOR
1	20.000%	30.000%	
2	30.000%	40.000%	
3	40.000%	8630.110%	

[illegible]

SELF LOCATION: P:\PROJECTS\17A\170319.4 - DESIGN DRAWINGS\170319-LOT PLAN.dwg
 PRINTED ON: 1/7/2021 5:14 PM