

# West Kelowna Fire Rescue 2021 Q1

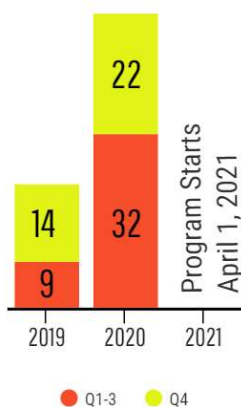


	OVERALL STRENGTH	Career Firefighters	Paid-On Call Firefighters	Admin & Chiefs	Prevention
Q1 2020	88.6	40	40	5.6	3
Q1 2021	83	40	35	5	3



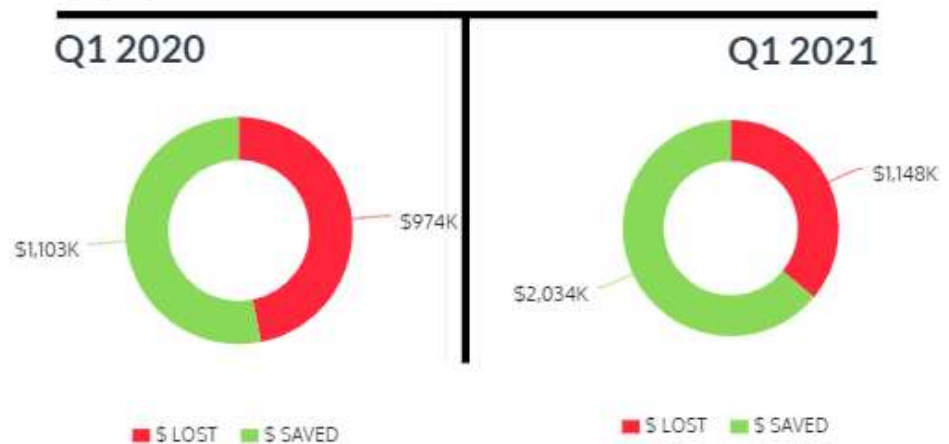
## Burning Permits

Due to provincial COVID restrictions, no permits were issued Spring 2020

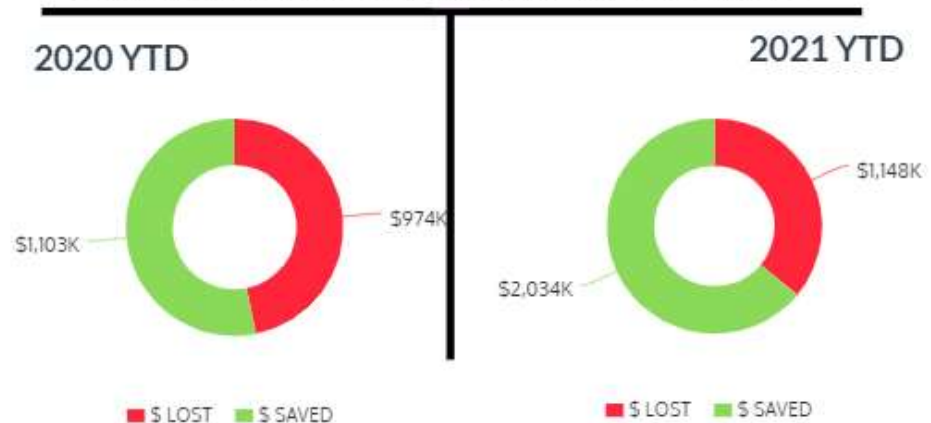


## FireSmart Grants

## \$\$\$ Lost & Saved

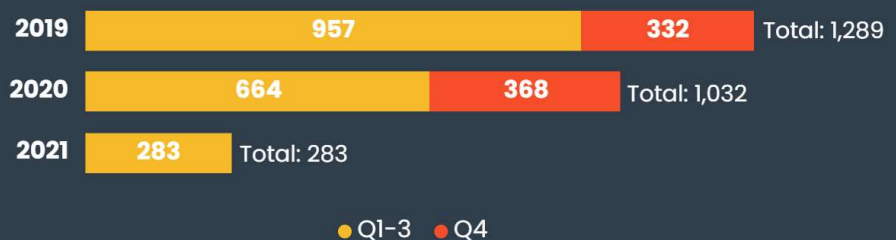


Dollars lost represents the value of property damaged due to fire events, while dollars saved represents the property value undamaged and saved. This metric is useful to evaluate the effectiveness of fire service.

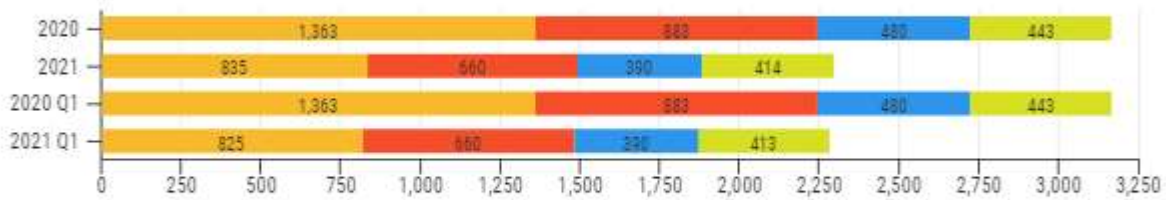


## Fire Inspections Completed

COVID restrictions reduced inspections completed in 2020 and 2021



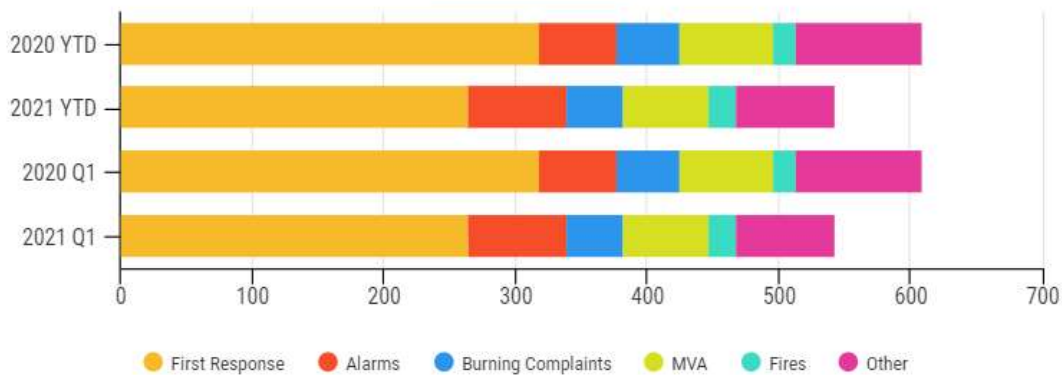
## Activity Hours



● Career Training ● Paid-on-Call Training ● #33 Paid-on-Call Response ● #34 Paid-on-Call Response

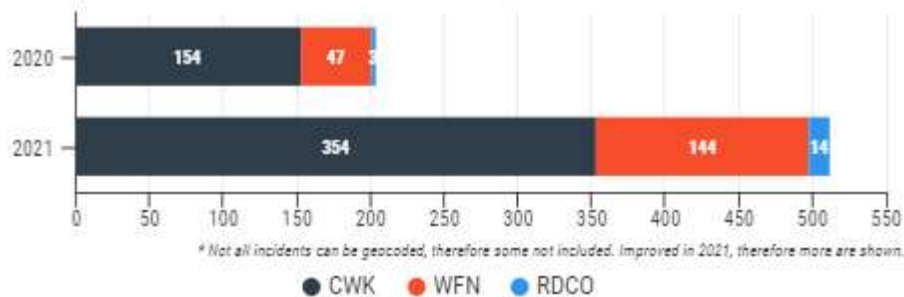
*Impacts of COVID restrictions and safety measures reflected in 2021 Q1*

## Incidents



● First Response ● Alarms ● Burning Complaints ● MVA ● Fires ● Other

## Incident Locations (YTD)



\* Not all incidents can be geocoded, therefore some not included. Improved in 2021, therefore more are shown.

● CWK ● WFN ● RDCO



The City of West Kelowna and Westbank First Nation, in partnership with the Community Resiliency Investment (CRI) Program, is offering funding to help property owners who demonstrate the use of FireSmart principles and initiatives to reduce the risk of wildfire damage to their homes and community.

<https://www.westkelownacity.ca/firesmart>



## Chlorine Leak Exercise

In March, an exercise to test the Chlorine Emergency Response Plan at Powers Creek Water Treatment Plant helped Fire and Public Works staff walk through a series of actions needed to safely respond to a potential real-life event.

The Regional HazMat team as well as Emergency Program staff also participated.