

City of West Kelowna - RCMP Q2 2021 Stats



# of RCMP Members	West Kelowna Municipal	Rural	Peachland	Indigenous Policing Services	Reserve Constables
54	30	17	4	3	2

Community Safety Unit

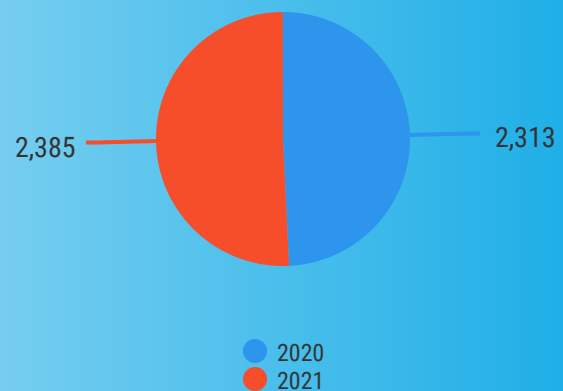
High Effective Bait Car Program

Q1 - 5 Activations

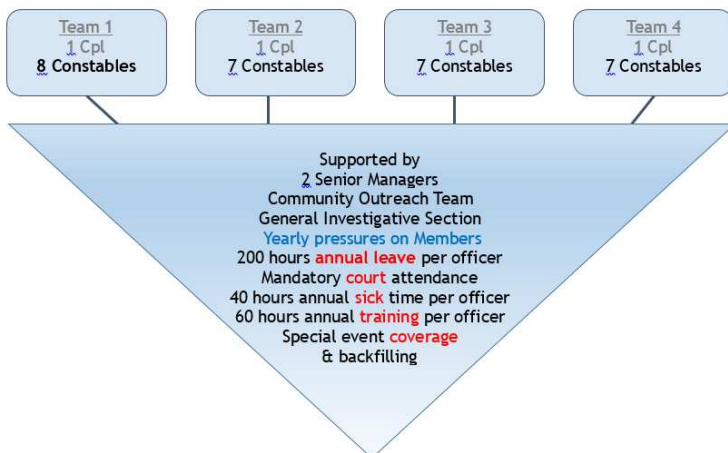
Q2 - 3 Activations



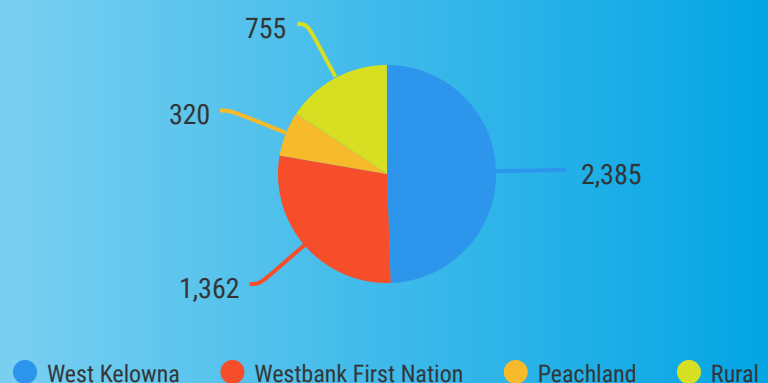
Total Files - Q2 Comparison 2020 vs 2021



FRONTLINE POLICING



Q2 File Count Comparison



City of West Kelowna RCMP Priorities 2021

1. Road Safety

2. Crime Reduction

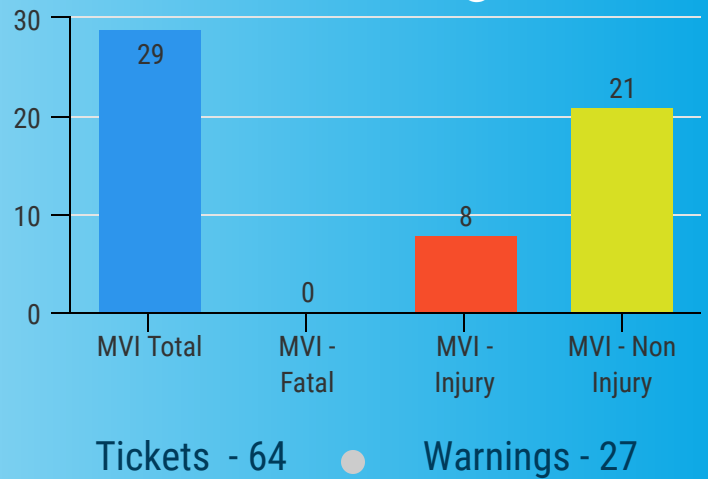
3. Violence in Relationships

4. Police/Community Relations

Road Safety



Tickets and Warnings Issued



Crime Reduction

B&E Business

B&E Residential

Down 24%


Down 23%



Violence in Relationships

Domestic calls for service = 125

- includes verbal disputes, assaults and calls related to domestic situations. ie harassment, mischief, and stalking.



Police/Community Relations

Cst. Sherri Lund - School Resource Officer

Participation with 11 schools

Presentation to thousands of children including: Stranger Danger, Halloween safety, Internet Safety, Cyber Bullying, DARE, etc.

Lunch With The Law (continuing safely during Covid19)



Roy Morgan - RDCO Crime Prevention

38 Volunteers in various programs
(scaled back during Covid19)



West Kelowna RCMP is a proud member of the
Greater Westside HUB Situation Table. **58**
active members and **22** Agencies work together
to provide access to services. **49** people and
families have been helped since its
implementation fall 2019.

City of West Kelowna - RCMP Q2 2021 Statistics

Statistics of Note	Q2 - 2021	Q1 - 2021	Yr To Yr % change	Q2 - 2020
Total Calls for Service	2385	2098	3%	2313
Homicides	0	0	0%	0
Attempt Murders	0	0	-100%	1
Violent Offences	146	124	-17%	175
Property Offences	271	313	-18%	332
Robbery	2	2	0%	0
Assault w/Weapon or CBH	9	10	50%	6
Uttering Threats/Harassment	47	30	21%	39
Common Assault	69	62	53%	45
Violence in Relationship Charges	125	86	84%	68
Sexual Assaults	10	3	233%	3
B & E (Business)	13	22	-24%	17
B & E (Residential)	10	15	-23%	13
Stolen Vehicles	23	30	53%	15
Theft from Auto	57	69	-42%	99
Drug Investigations	23	24	0%	23
Disturbing the Peace/Cause a Disturbance	85	61	-15%	100
Noise Bylaws	73	51	-25%	97
Motor Vehicle Incidents	29	13	32%	22
MVI - Fatal	0	0	0%	0
MVI - Injury	8	2	300%	2
MVI - Non Injury	21	11	5%	20
Immediate Roadside Prohibitions	10	9	-33%	15
Traffic Violation Tickets Issued	64	68	-78%	295
Traffic Warnings Issued	27	12	-54%	59
24 Hour Driving Suspensions - Drugs	6	8	200%	2
Liquor Act	9	10	-74%	34
Sudden Deaths	6	14	-73%	22
Missing Persons	17	13	13%	15
Frauds	14	22	-67%	43
False Alarms	81	65	37%	59
Mental Health Files	83	71	30%	64
Dropped 911 Calls (False/Abandoned)	74	55	-35%	114
<u>Other Jurisdictions Calls for Service</u>				
District Of Peachland	320	263	9%	293
Westbank First Nation	1362	1116	21%	1121
Outside Rural Area	755	574	68%	450