



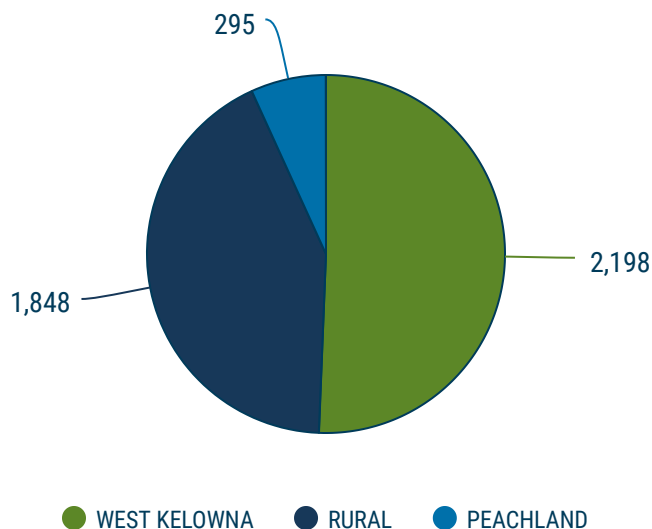
2021 Q4 REPORT

POLICE SERVICES PRIORITIES

- Road Safety
- Crime Reduction
- Violence in Relationships
- Police / Community Relations

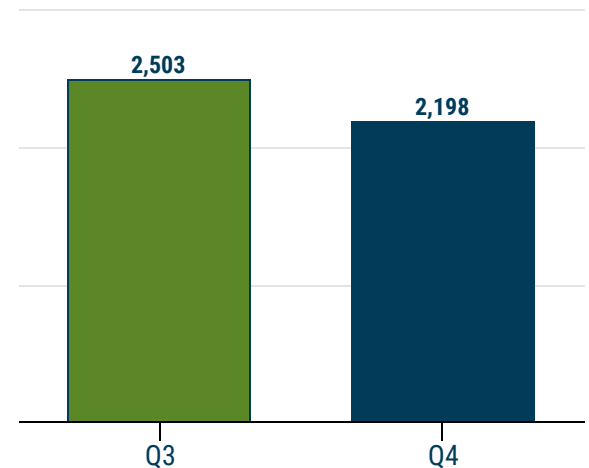
CALLS FOR SERVICE

Q4 ZONE COMPARISONS



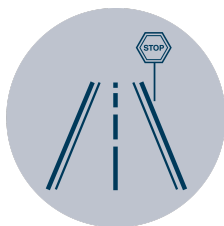
*Westbank First Nation Calls for Service are included in the Rural count

Q3 & Q4 2021 COMPARISON FOR WEST KELOWNA



MEMBER STRENGTH

# OF RCMP MEMBERS	WEST KELOWNA MUNICIPAL	RURAL	PEACHLAND	INDIGENOUS POLICING SERVICES
54	30	17	4	3



ROAD SAFETY

Q4 2021 STATS	IMPAIRED OPERATION OF A MOTOR VEHICLE
Impaired over .08	0
Drive while Impaired	26
Refusal	0
24 hour Suspension	17
24 hour Suspension	4
24 hour Suspension - Drugs	3
Warn - 3 Day	1
Warn - 7 Day	0
Warn - 30 Day	0
Fail ASD 90 Day	7
Refuse ASD 90 Day	2



CRIME REDUCTION

CSU members received info that there were two active thefts at local big box stores. CSU members were able to locate the suspects and arrest them, as well as seize a cube van with \$51,000 worth of stolen property.

Due to regional wide staffing challenges, CSU members have been assisting the General Duty watches in order to support them in their daily responsibilities.



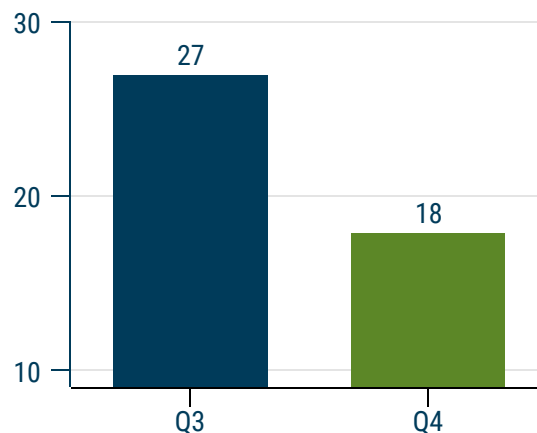
POLICE/COMMUNITY RELATIONS

- Delivered 33 presentations during this quarter;
- 13 of these presentations were done in the week leading up to Halloween;
- Facilitated career talk at a well attended event at MBSS;
- Consulted with another policing agency regarding the implementation of a program that assists gang members of getting out of the lifestyle

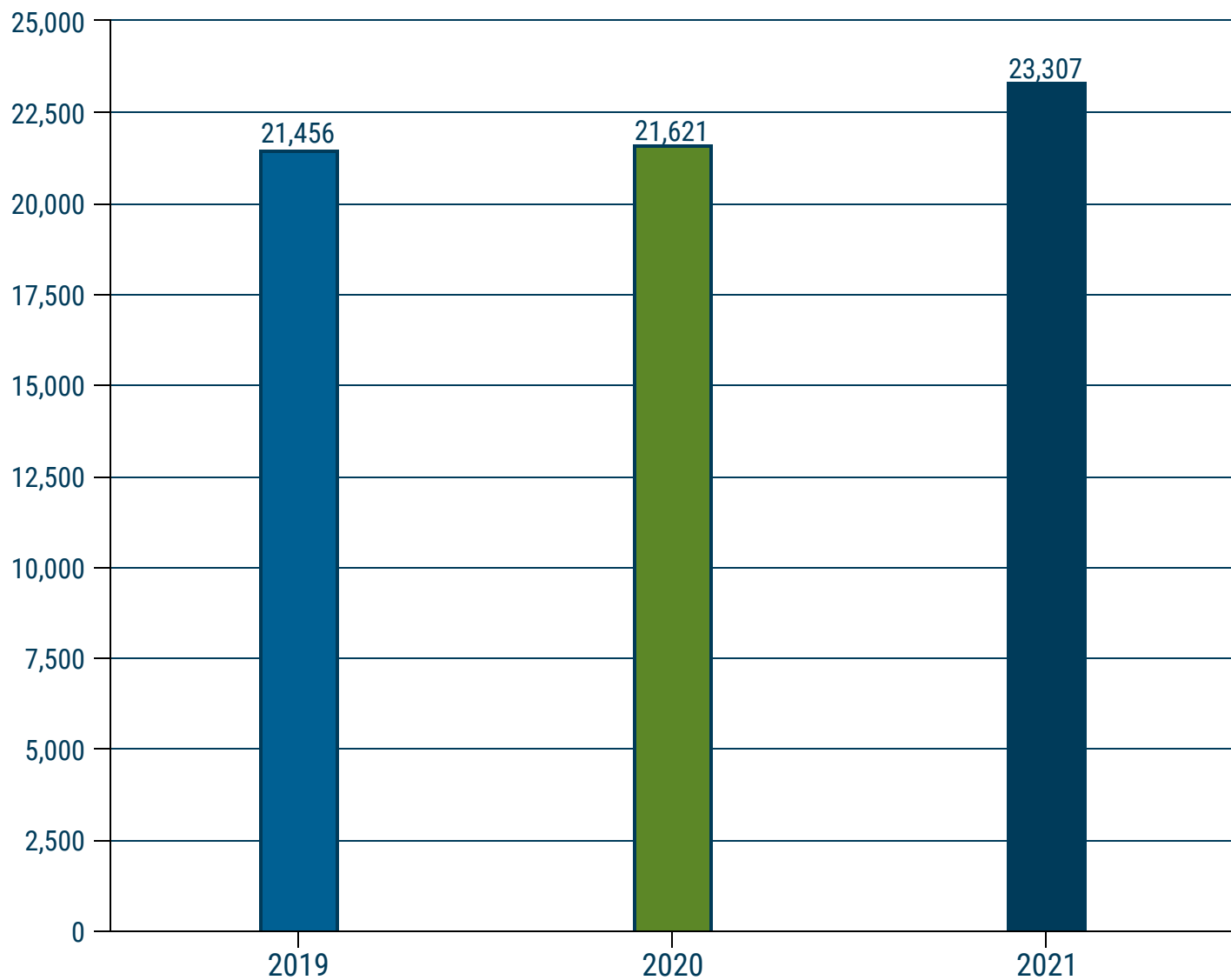


VIOLENCE IN RELATIONSHIPS

DOMESTIC CHARGES



CALLS FOR SERVICE YEAR TO YEAR COMPARISONS



Q4 STATISTICS

	West Kelowna		Rural		Peachland
		Rural	WFN	Total	
TOTAL CALLS FOR SERVICE	2198	680	1168	1848	295
Homicide	0	0	0	0	0
Attempted Murder	1	0	0	0	0
Violent Offences	145	18	53	71	10
Property Offences	300	77	292	369	35
Robbery	2	1	1	2	1
Assault w/Weapon or CBH	8	3	5	8	1
Uttering Threats/Harassment	32	3	11	14	3
Common Assault	50	6	20	26	4
Violence in Relationship Charges	46	6	18	24	2
Sexual Assault	15	3	3	6	0
B & E Business	19	1	7	8	2
B & E Residential	10	3	5	8	1
Stolen Vehicles	20	4	19	23	5
Theft from MV	56	20	24	44	3
Drug Investigations	10	3	7	10	0
Disturbing the Peace	62	1	41	42	2
Noise Bylaws	31	0	17	17	5
Motor Vehicle Incidents	33	15	17	32	2
MVI- Fatal	0	0	0	0	0
MVI - Injury	3	6	2	8	1
MVI - Over/Under \$10,000	29	9	15	24	1
Immediate Roadside Prohibitions	10	7	7	14	1
24 Hour Driving Suspension - Drugs	7	3	0	3	0
Liquor VT's Issued	8	1	4	5	1
Sudden Death	8	5	5	10	4
Missing Persons	16	1	5	6	0
Fraud	31	5	19	24	4
False Alarm	80	23	38	61	14
Mental Health	27	10	17	27	5
Dropped 911	48	26	17	43	10
Other Calls	919	593	498	1091	178

Q4 STATISTICS THREE YEAR COMPARISON

	2019	2020	2021
TOTAL CALLS FOR SERVICE	2388	2503	2198
Homicide	0	0	0
Attempted Murder	0	0	1
Violent Offences	93	114	145
Property Offences	339	384	300
Robbery	0	0	2
Assault w/Weapon or CBH	9	5	8
Uttering Threats/Harassment	11	34	32
Common Assault	4	49	50
Violence in Relationships	20	36	46
Sexual Assault	22	7	15
B & E Business	11	35	19
B & E Residential	115	10	10
Stolen Vehicles	11	28	20
Theft from MV	115	104	56
Drug Investigations	10	16	10
Disturbing the Peace	40	73	62
Noise Bylaws	38	66	31
Motor Vehicle Incidents	16	26	33
MVA - Fatal	0	0	0
MVA - Injury	2	5	3
MVA - Over/Under \$10,000	14	21	29
Immediate Roadside Prohibitions	10	9	10
24 hour Driving Suspension - Drugs	3	1	7
Liquor VT's Issued	19	15	8
Sudden Death	8	14	8
Missing Person	13	12	16
Fraud	23	22	31
False Alarm	93	69	80
Mental Health	60	66	27
Dropped 911	107	46	48
Other Calls	914	895	1091

STATISTICS - YEAR TO YEAR COMPARISONS

	2019	2020	2021
TOTAL CALLS FOR SERVICE	8932	9107	9207
Homicide	0	0	0
Attempted Murder	1	1	1
Violent Offences	358	435	539
Property Offences	1474	1419	1158
Robbery	7	5	6
Assault w/Weapon or CBH	35	36	39
Uttering Threats/Harassment	74	120	129
Common Assault	143	185	228
Violence in Relationships	128	129	191
Sexual Assault	22	18	31
B & E Business	112	86	70
B & E Residential	68	57	44
Stolen Vehicles	67	83	90
Theft from MV	456	431	224
Drug Investigations	70	59	69
Disturbing the Peace	266	284	255
Noise Bylaws	196	287	228
Motor Vehicle Incidents	90	90	127
MVA - Fatal	0	0	0
MVA - Injury	14	19	12
MVA - Over/Under \$10,000	45	71	70
Immediate Roadside Prohibitions	49	40	41
24 hour Driving Suspension - Drugs	7	12	22
Liquor VT's Issued	128	100	44
Sudden Death	53	63	46
Missing Person	59	57	61
Fraud	96	95	94
False Alarm	378	297	316
Mental Health	233	265	228
Dropped 911	408	416	237
Other Calls	3895	3947	4607