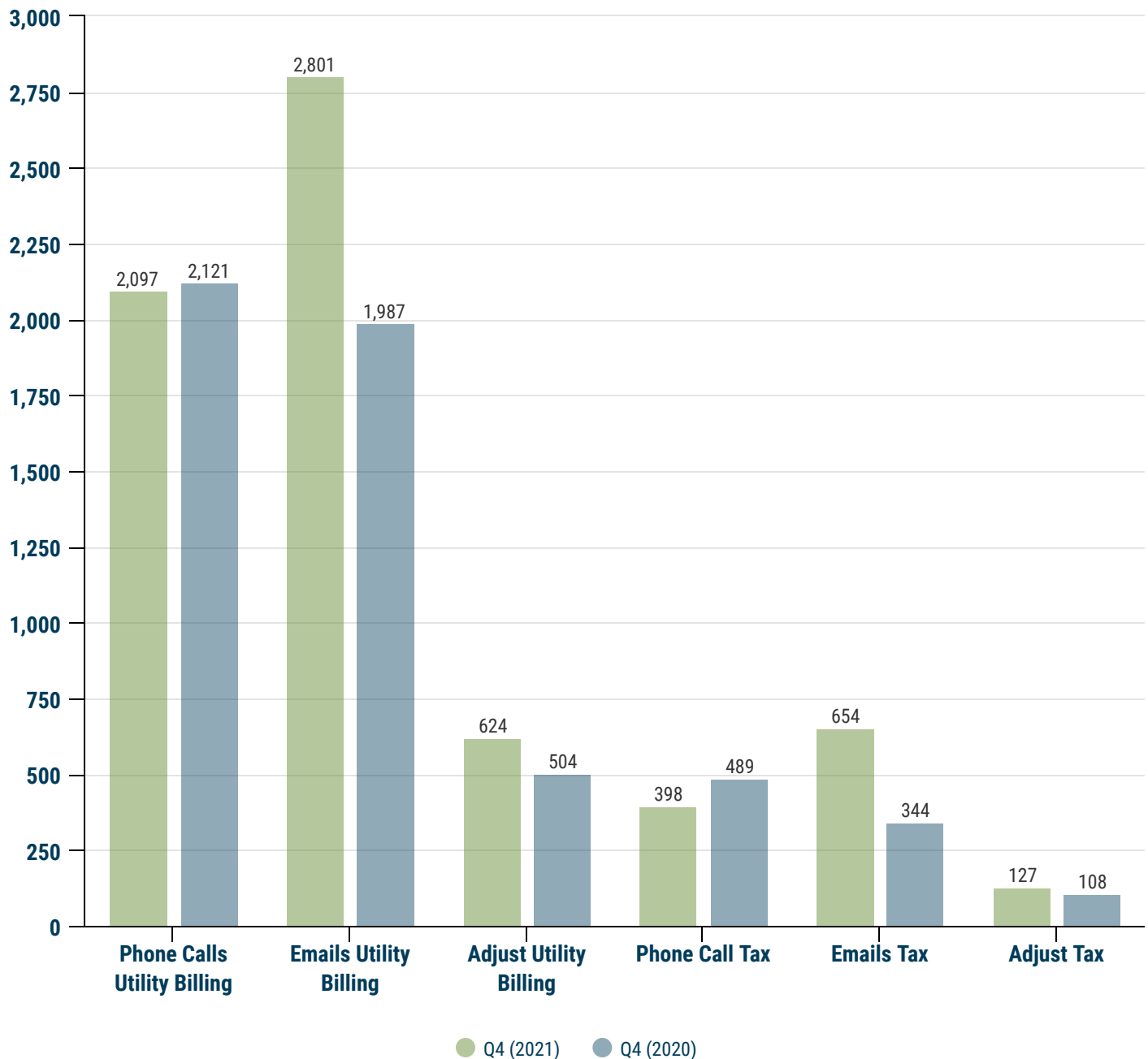


Finance Department - Q4 2021

Attachment 4

Department Statistics (October - December)



Operational areas of Finance featuring tax and utility billing issues dealt with and resolved by telephone or email by Quarter.

Finance Department - Q4 2021

Accounts Payable

	Q4 - 2021	Q4 - 2020
No. of Cheques Issued	362	345
Total Amount	\$2,211,596.31	\$2,069,701.35
EFTs	675	614
Total Amount	\$19,403,998.49	\$10,946,017.77

Accounts Receivable

	Q4 - 2021	Q4 - 2020
Cheques	228	238
Total Amount	\$5,193,119.80	\$6,235,711.14

Purchasing

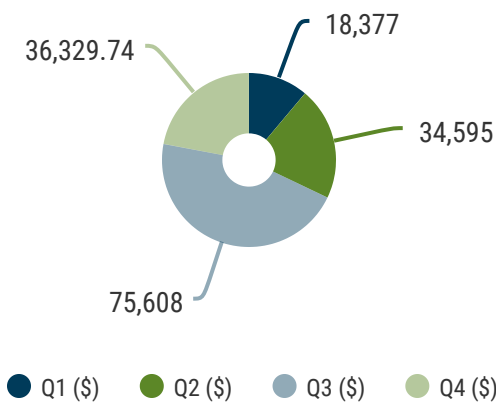
	Q4 - 2021	Q4 - 2020
No. of Issued Tenders/RFP's	10	10
No. of Purchase Orders Issued	116	71
Total Amount	\$8,474,684.00	\$2,241,952.00

Cheques, Electronic Funds Transfer Payments, Invoicing to Customers, EOC and Grant programs, Tenders/RFPs and Purchase Orders Processed by Quarter

Recreation and Facilities

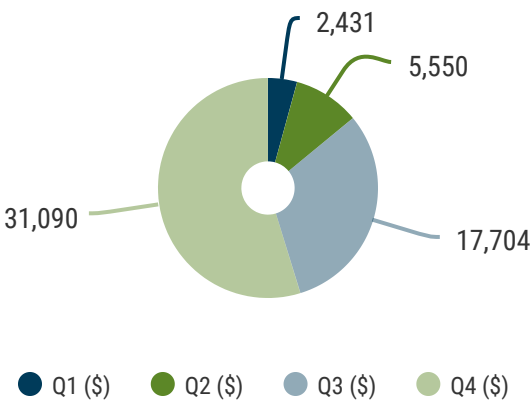
Recreation

Children Programs 2021



* In 2021, Children programs are thriving thanks to safe start guidelines.

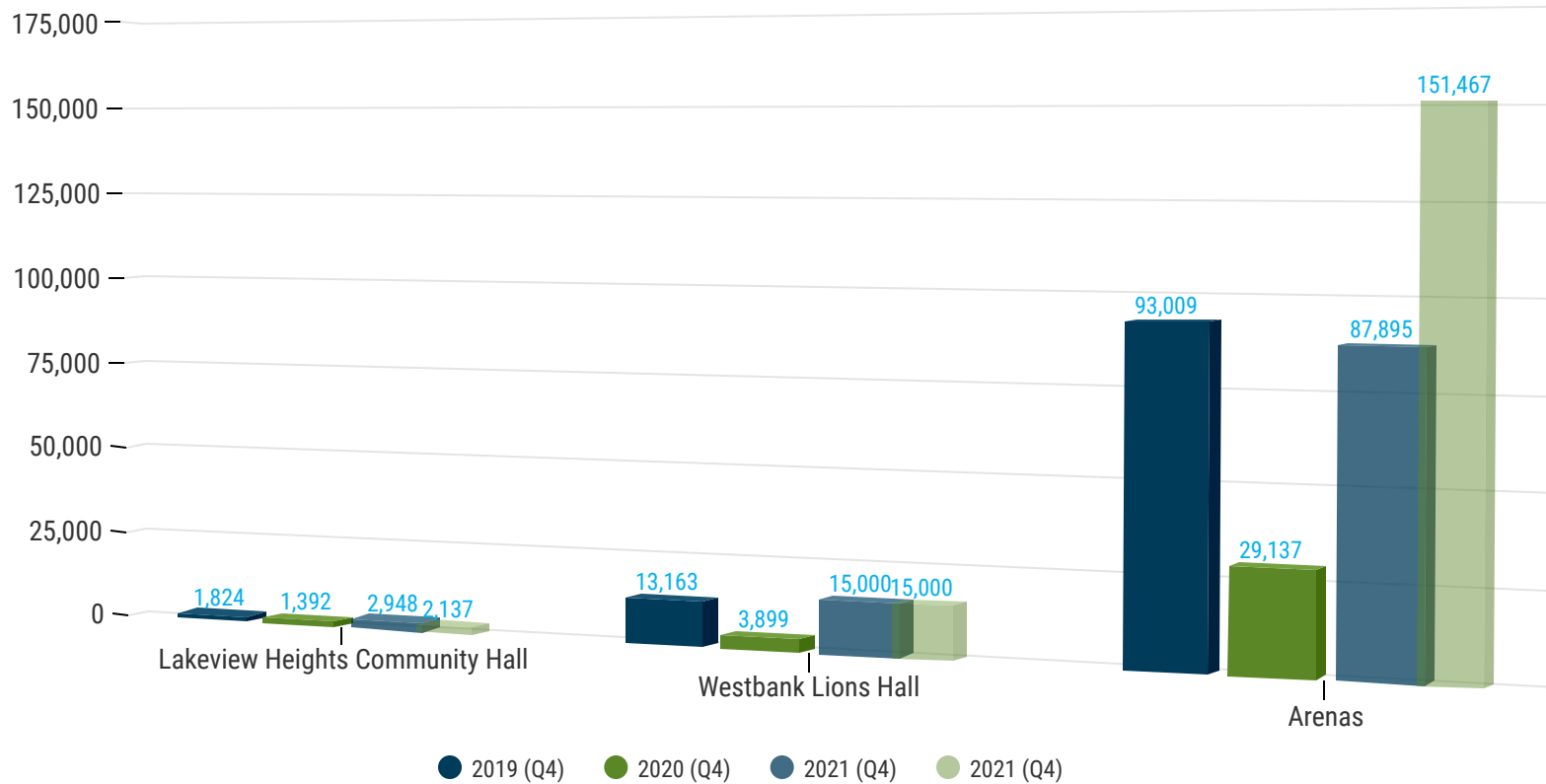
Adult Programs 2021



* Adult programs were limited due to COVID-19 restrictions, early 2021.

Facilities

Rental Revenue (\$)



* Westbank Lions Hall - Rented to IHA for Vaccination Clinic