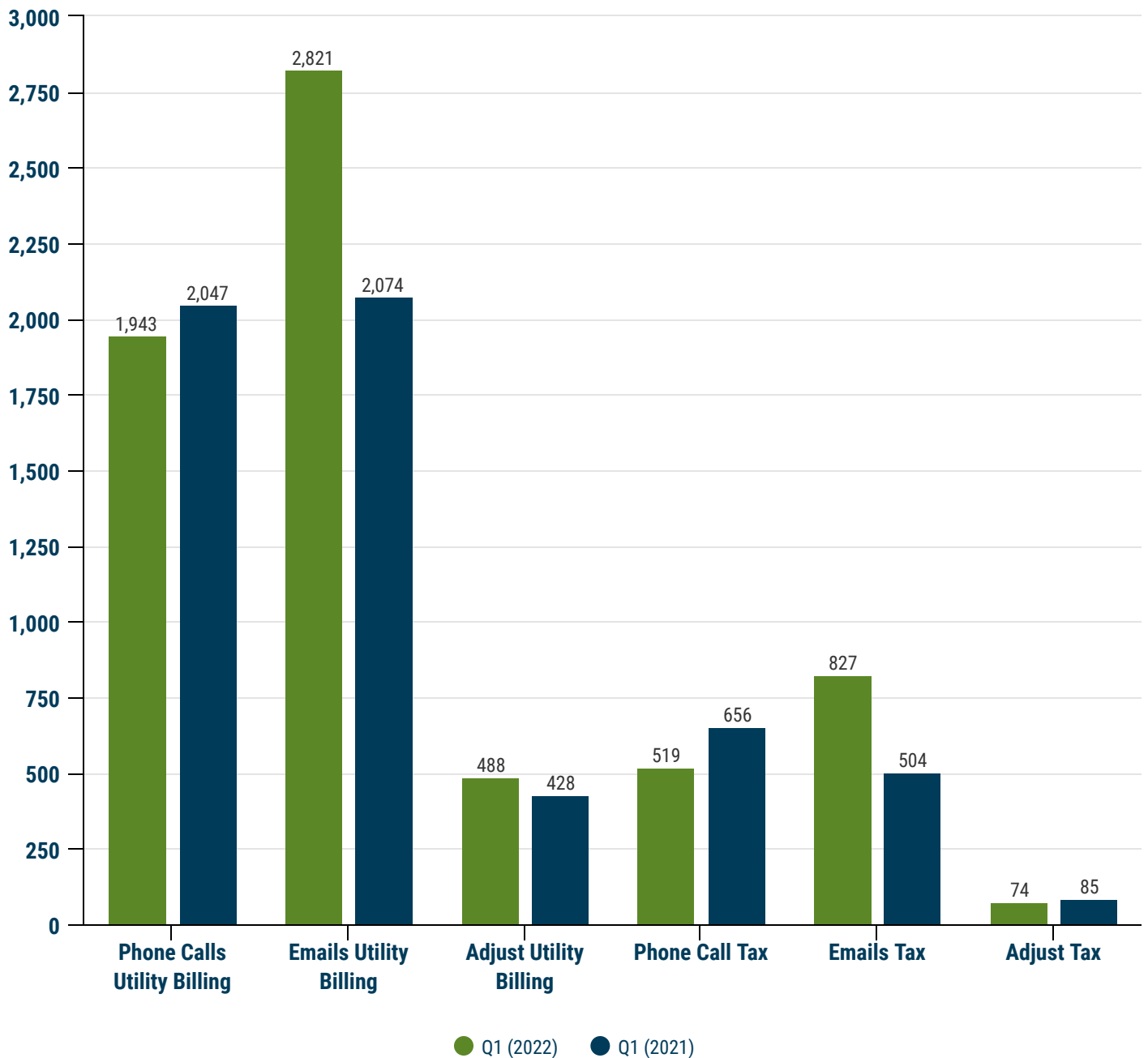


Finance Department - Q1 2022 Attachment 4

Department Statistics (January - March)



Operational areas of Finance featuring tax and utility billing issues dealt with and resolved by telephone or email by Quarter.

Finance Department - Q1 2022

Accounts Payable

	Q1 - 2022	Q1 - 2021
No. of Cheques Issued	238	294
Cheques Total	\$690,751.21	\$1,127,270.41
EFTs	678	660
EFTs Total	\$15,788,752.14	\$13,112,676.76
Pre-auth/MC's	132	140
Pre-auth/MC's Total	\$5,389,086.02	\$9,035,786.28
Total Amount	\$21,868,589.37	\$23,275,733.45

Accounts Receivable

	Q1 - 2022	Q1 - 2021
Cheques	97	111
Total Amount	\$295,766.98	\$472,521.20

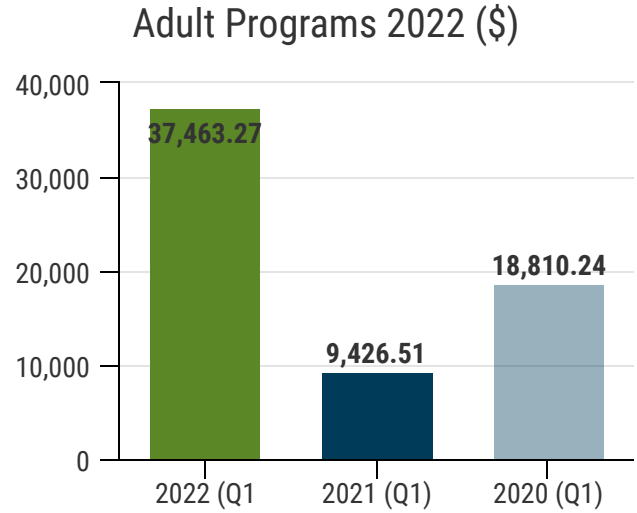
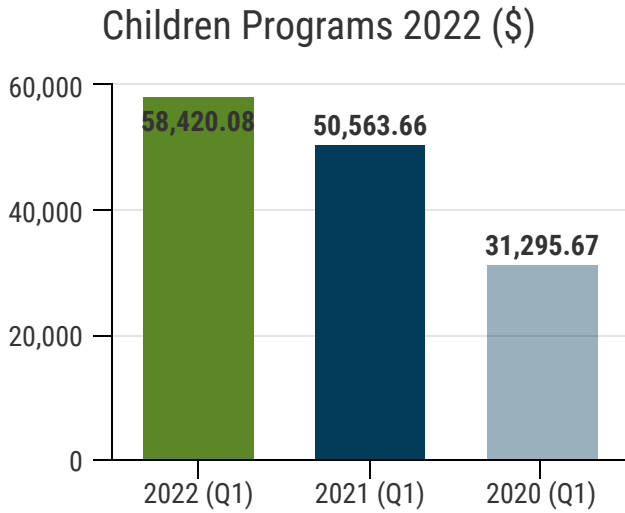
Purchasing

	Q1 - 2022	Q1 - 2021
No. of Issued Tenders/RFP's	21	24
No. of Purchase Orders Issued	93	105
Total Amount	\$4,315,694	\$8,244,309

Cheques, Electronic Funds Transfer Payments, Pre-approved Payments, Mastercard, Invoicing to Customers, EOC and Grant programs, Tenders/RFPs and Purchase Orders Processed by Quarter

Recreation and Facilities

Recreation



* Rentals have increased since COVID restrictions have been lifted.

Facilities

Rental Revenue (\$)

